

August 1, 2021

# American Century Investments

## Prospectus

### Capital Preservation Fund

Investor Class (CPFXX)

### Ginnie Mae Fund

Investor Class (BGNMX)

I Class (AGMHX)

A Class (BGNAX)

C Class (BGNCX)

R Class (AGMWX)

R5 Class (AGMNX)

### Government Bond Fund

Investor Class (CPTNX)

I Class (ABHTX)

A Class (ABTAX)

C Class (ABTCX)

R Class (ABTRX)

R5 Class (ABTIX)

### Short-Term Government Fund

Investor Class (TWUSX)

I Class (ASGHX)

A Class (TWAVX)

C Class (TWACX)

R Class (TWARX)

R5 Class (TWUOX)

*The Securities and Exchange Commission has not approved or disapproved these securities or passed upon the adequacy of this prospectus. Any representation to the contrary is a criminal offense.*



# Table of Contents

<b>Fund Summary—Capital Preservation Fund</b>	<b>2</b>
Investment Objective	2
Fees and Expenses	2
Principal Investment Strategies	2
Principal Risks	2
Fund Performance	3
Investment Advisor	3
Purchase and Sale of Fund Shares	3
Tax Information	4
Payments to Broker-Dealers and Other Financial Intermediaries	4
<b>Fund Summary—Ginnie Mae Fund</b>	<b>5</b>
Investment Objective	5
Fees and Expenses	5
Principal Investment Strategies	6
Principal Risks	6
Fund Performance	7
Portfolio Management	8
Purchase and Sale of Fund Shares	8
Tax Information	8
Payments to Broker-Dealers and Other Financial Intermediaries	8
<b>Fund Summary—Government Bond Fund</b>	<b>9</b>
Investment Objective	9
Fees and Expenses	9
Principal Investment Strategies	10
Principal Risks	10
Fund Performance	11
Portfolio Management	12
Purchase and Sale of Fund Shares	12
Tax Information	12
Payments to Broker-Dealers and Other Financial Intermediaries	12
<b>Fund Summary—Short-Term Government Fund</b>	<b>13</b>
Investment Objective	13
Fees and Expenses	13
Principal Investment Strategies	14
Principal Risks	14
Fund Performance	15
Portfolio Management	16
Purchase and Sale of Fund Shares	16
Tax Information	16
Payments to Broker-Dealers and Other Financial Intermediaries	16
<b>Objectives, Strategies and Risks</b>	<b>17</b>
<b>Management</b>	<b>24</b>
<b>Investing Directly with American Century Investments</b>	<b>26</b>
<b>Investing Through a Financial Intermediary</b>	<b>28</b>
<b>Additional Policies Affecting Your Investment</b>	<b>33</b>

<b>Share Price and Distributions</b>	<b>37</b>
<b>Taxes</b>	<b>39</b>
<b>Multiple Class Information</b>	<b>41</b>
<b>Financial Highlights</b>	<b>42</b>
 <b>Appendix A</b>	 <b>A-1</b>

# Fund Summary—Capital Preservation Fund

## Investment Objective

The fund is a money market fund that seeks maximum safety and liquidity. Its secondary objective is to seek to pay shareholders the highest rate of return consistent with safety and liquidity.

## Fees and Expenses

The following table describes the fees and expenses you may pay if you buy, hold, and sell shares of the fund. You may pay other fees, such as brokerage commissions and other fees to financial intermediaries, which are not reflected in the tables and examples below.

<b>Shareholder Fees</b> (fees paid directly from your investment)	
	<i>Investor</i>
Maximum Annual Account Maintenance Fee (waived if eligible investments total at least \$10,000)	\$25
<b>Annual Fund Operating Expenses</b> (expenses that you pay each year as a percentage of the value of your investment)	
	<i>Investor</i>
Management Fee	0.47%
Distribution and Service (12b-1) Fees	None
Other Expenses	0.01%
Total Annual Fund Operating Expenses	0.48%

## Example

The example below is intended to help you compare the costs of investing in the fund with the costs of investing in other mutual funds. The example assumes that you invest \$10,000 in the fund for the time periods indicated and then redeem all of your shares at the end of those periods, that you earn a 5% return each year and that the fund's operating expenses remain the same. Although your actual costs may be higher or lower, based on these assumptions your costs would be:

	<i>1 year</i>	<i>3 years</i>	<i>5 years</i>	<i>10 years</i>
Investor Class	\$49	\$154	\$269	\$604

## Principal Investment Strategies

Under normal circumstances, Capital Preservation invests exclusively in short-term money market securities issued by the U.S. Treasury that are guaranteed by the direct full faith and credit pledge of the U.S. government. The income from these securities is exempt from state income tax. Examples of U.S. Treasury securities in which the fund may invest include Treasury bills and notes, and Treasury floating-rate notes.

Because this fund is a government money market fund, both retail and institutional shareholders may invest in the fund. This fund does not have the ability to impose a liquidity fee on the sale of shares or temporarily suspend redemptions in response to decreases in liquidity.

The fund may purchase U.S. Treasury securities through buy/sell back transactions. The fund may commit up to 35% of its total assets to such transactions.

## Principal Risks

Because short-term money market securities are among the safest securities available, the interest they pay is among the lowest for income-paying securities. Accordingly, the yield on this fund will likely be lower than the yield on funds that invest in longer-term or lower-quality securities.

Investments in U.S. Treasury securities are sensitive to interest rate changes. Generally, the value of debt securities and the funds that hold them decline as interest rates rise. The fund's investments in short-term U.S. Treasury securities are designed to minimize this risk. However, a sharp and unexpected rise in interest rates could cause the fund's share price to drop.

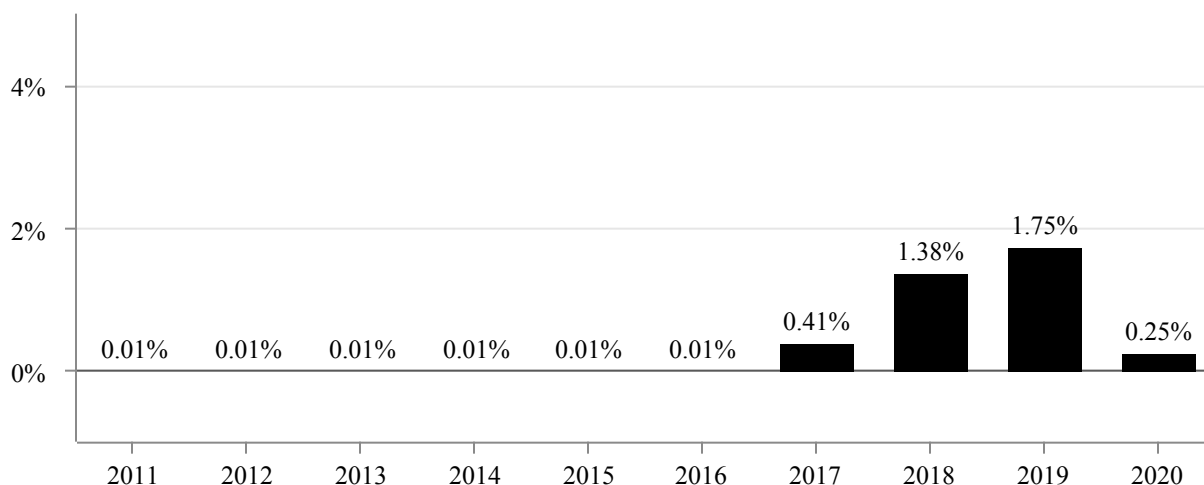
You could lose money by investing in the fund. Although the fund seeks to preserve the value of your investment at \$1.00 per share, it cannot guarantee it will do so. An investment in the fund is not insured or guaranteed by the Federal Deposit Insurance Corporation or any other government agency. The fund's sponsor has no legal obligation to provide financial support to the fund, and you should not expect that the sponsor will provide financial support to the fund at any time.

## Fund Performance

The following bar chart and table provide some indication of the risks of investing in the fund. The bar chart shows changes in the fund's performance from year to year for Investor Class shares. The fund's past performance is not necessarily an indication of how the fund will perform in the future. For current performance information, including yields, please visit [americancentury.com](http://americancentury.com).

Sales charges and account fees, if applicable, are not reflected in the bar chart. If those charges were included, returns would be less than those shown.

### Calendar Year Total Returns



**Highest Performance Quarter (1Q 2019): 0.49%**

**Lowest Performance Quarter (1Q 2015): 0.00%**

**As of June 30, 2021, the most recent calendar quarter end, the fund's Investor Class year-to-date return was 0.00%.**

### Average Annual Total Returns

*For the calendar year ended December 31, 2020*

	1 year	5 years	10 years
Investor Class	0.25%	0.76%	0.38%

## Investment Advisor

American Century Investment Management, Inc.

## Purchase and Sale of Fund Shares

You may purchase or redeem shares of the fund on any business day through our website at [americancentury.com](http://americancentury.com), in person (at one of our Investor Centers), by mail (American Century Investments, P.O. Box 419200, Kansas City, MO 64141-6200), by telephone at 1-800-345-2021 (Investor Services Representative) or 1-800-345-3533 (Business, Not-For-Profit and Employer-Sponsored Retirement Plans), or through a financial intermediary. Shares may be purchased and redemption proceeds received by electronic bank transfer, by check or by wire.

Unless otherwise specified below, the minimum initial investment amount to open an account is \$2,500 (\$1,000 for Coverdell Education Savings Accounts and IRAs). However, American Century Investments will waive the fund minimum if you make an initial investment of at least \$500 and continue to make automatic investments of at least \$100 until reaching the fund minimum. Investors opening accounts through financial intermediaries may open an account with \$250, but the financial intermediaries may require their clients to meet different investment minimums. The minimum may be waived for broker-dealer sponsored wrap program accounts, fee based accounts, and accounts through bank/trust and wealth management advisory organizations or certain employer-sponsored retirement plans.

There is a \$50 minimum for subsequent purchases, except that there is no subsequent purchase minimum for financial intermediaries or employer-sponsored retirement plans.

## **Tax Information**

Fund distributions are generally taxable as ordinary income or capital gains, unless you are investing through a tax-deferred account such as a 401(k) or individual retirement account (in which case you may be taxed upon withdrawal of your investment from such account).

## **Payments to Broker-Dealers and Other Financial Intermediaries**

If you purchase the fund through a broker-dealer or other financial intermediary (such as a bank, insurance company, plan sponsor or financial professional), the fund and its related companies may pay the intermediary for the sale of fund shares and related services. These payments may create a conflict of interest by influencing the broker-dealer or other intermediary and your salesperson to recommend the fund over another investment. Ask your salesperson or visit your financial intermediary's website for more information.

# Fund Summary—Ginnie Mae Fund

## Investment Objective

Ginnie Mae seeks high current income while maintaining liquidity and safety of principal by investing primarily in GNMA certificates.

## Fees and Expenses

The following table describes the fees and expenses you may pay if you buy, hold and sell shares of the fund. You may pay other fees, such as brokerage commissions and other fees to financial intermediaries, which are not reflected in the tables and examples below. You may qualify for sales charge discounts if you and your family invest, or agree to invest in the future, at least \$100,000 in American Century Investments funds. More information about these and other discounts is available from your financial professional and in *Calculation of Sales Charges* on page 30 of the fund's prospectus, *Appendix A* of the fund's prospectus and *Sales Charges* in *Appendix B* of the statement of additional information.

<b>Shareholder Fees</b> (fees paid directly from your investment)						
	<i>Investor</i>	<i>I</i>	<i>A</i>	<i>C</i>	<i>R</i>	<i>R5</i>
Maximum Sales Charge (Load) Imposed on Purchases (as a percentage of offering price)	None	None	4.50%	None	None	None
Maximum Deferred Sales Charge (Load) (as a percentage of the lower of the original offering price or redemption proceeds when redeemed within one year of purchase)	None	None	None <sup>1</sup>	1.00%	None	None
Maximum Annual Account Maintenance Fee (waived if eligible investments total at least \$10,000)	\$25	None	None	None	None	None
<b>Annual Fund Operating Expenses</b> (expenses that you pay each year as a percentage of the value of your investment)						
	<i>Investor</i>	<i>I</i>	<i>A</i>	<i>C</i>	<i>R</i>	<i>R5</i>
Management Fee	0.54%	0.44%	0.54%	0.54%	0.54%	0.34%
Distribution and Service (12b-1) Fees	None	None	0.25%	1.00%	0.50%	None
Other Expenses	0.01%	0.01%	0.01%	0.01%	0.01%	0.01%
Total Annual Fund Operating Expenses	0.55%	0.45%	0.80%	1.55%	1.05%	0.35%

<sup>1</sup> Purchases of \$1 million or more may be subject to a contingent deferred sales charge of 1.00% if the shares are redeemed within one year of the date of purchase.

## Example

The example below is intended to help you compare the costs of investing in the fund with the costs of investing in other mutual funds. The example assumes that you invest \$10,000 in the fund for the time periods indicated and then redeem all of your shares at the end of those periods, that you earn a 5% return each year and that the fund's operating expenses remain the same. Although your actual costs may be higher or lower, based on these assumptions your costs would be:

	<i>1 year</i>	<i>3 years</i>	<i>5 years</i>	<i>10 years</i>
Investor Class	\$56	\$177	\$308	\$690
I Class	\$46	\$145	\$252	\$567
A Class	\$528	\$694	\$875	\$1,396
C Class	\$158	\$490	\$845	\$1,643
R Class	\$107	\$335	\$580	\$1,282
R5 Class	\$36	\$113	\$197	\$444

## Portfolio Turnover

The fund pays transaction costs, such as commissions, when it buys and sells securities (or "turns over" its portfolio). A higher portfolio turnover rate may indicate higher transaction costs and may result in higher taxes when fund shares are held in a taxable account. These costs, which are not reflected in annual fund operating expenses or in the example, affect the fund's performance. During the most recent fiscal year, the fund's portfolio turnover rate was 308% of the average value of its portfolio.

## Principal Investment Strategies

Under normal market conditions, the fund invests at least 80% of its net assets in securities issued by the Government National Mortgage Association (GNMA). GNMA certificates represent interests in pools of mortgage loans and in the cash flows from these loans. Unlike many other mortgage-backed securities, the timely payment of principal and interest on these certificates is guaranteed by GNMA. GNMA's payment guarantee is stronger than most other government agencies' because it is backed by the full faith and credit pledge of the U.S. government.

In addition, the fund may buy other U.S. government debt securities, including U.S. Treasury securities and other securities issued or guaranteed by the U.S. government and its agencies and instrumentalities. Securities issued or guaranteed by other U.S. government agencies or instrumentalities, such as the Federal National Mortgage Association (Fannie Mae), the Federal Home Loan Mortgage Corporation (Freddie Mac), and the Federal Home Loan Bank are not guaranteed by the U.S. Treasury or supported by the full faith and credit of the U.S. government. However, these agencies or instrumentalities are authorized to borrow from the U.S. Treasury to meet their obligations.

To generate additional income, the fund may purchase securities, including mortgage dollar rolls, in advance through when-issued and forward commitment transactions. The fund may commit up to 35% of its total assets to such transactions.

The fund also may invest in derivative instruments such as options, futures contracts, options on futures contracts and swap agreements, or in mortgage- or asset-backed securities, provided that such investments are in keeping with the fund's investment objective.

When determining whether to sell a security, the portfolio managers consider, among other things, current and anticipated changes in interest rates, current valuation relative to alternatives in the market, general market conditions and any other factors deemed relevant by the portfolio managers.

The fund may engage in active and frequent trading of portfolio securities to achieve its principal investment strategies. This may cause higher transaction costs and may affect performance. It may also result in the realization and distribution of capital gains.

## Principal Risks

- **Interest Rate Risk**—Generally, when interest rates rise, the fund's share value will decline. The opposite is true when interest rates decline. This risk is higher for the fund than for other funds that have shorter weighted average maturities, such as money market funds and short-term bond funds. A period of rising interest rates may negatively affect the fund's performance.
- **Prepayment and Extension Risk**—The fund may invest in debt securities backed by mortgages or other assets. If these underlying assets are prepaid, the fund may benefit less from declining interest rates than funds that have similar weighted average maturities. Conversely, an issuer may exercise its right to pay principal on an obligation held by the fund later than expected (extend the obligation) especially in periods of rising interest rates. These events may lengthen weighted average maturity and potentially reduce the value of these securities.
- **Derivatives Risk**—The use of derivative instruments involves risks different from, or possibly greater than, the risks associated with investing directly in securities and other traditional instruments. Derivatives are subject to a number of risks including liquidity, interest rate, market, credit and correlation risk.
- **Market Risk**—The value of the securities owned by the fund may go up and down, sometimes rapidly or unpredictably. Market risks, including political, regulatory, economic and social developments, can affect the value of the fund's investments. Natural disasters, public health emergencies, terrorism and other unforeseeable events may lead to increased market volatility and may have adverse long-term effects on world economies and markets generally.
- **Public Health Emergency Risk**—A pandemic, caused by the infectious respiratory illness COVID-19, is causing market disruption and other economic impacts. Markets have experienced volatility, reduced liquidity, and increased trading costs. These events may continue to impact the fund and its underlying investments.
- **Redemption Risk**—The fund may need to sell securities at times it would not otherwise do so in order to meet shareholder redemption requests. Selling securities to meet such redemptions may cause the fund to experience a loss, increase the fund's transaction costs or have tax consequences. To the extent that a large shareholder (including a fund of funds or 529 college savings plan) invests in the fund, the fund may experience relatively large redemptions as such shareholder reallocates its assets.
- **Principal Loss**—At any given time your shares may be worth less than the price you paid for them. In other words, it is possible to lose money by investing in the fund.

An investment in the fund is not a bank deposit, and it is not insured or guaranteed by the Federal Deposit Insurance Corporation (FDIC) or any other government agency.

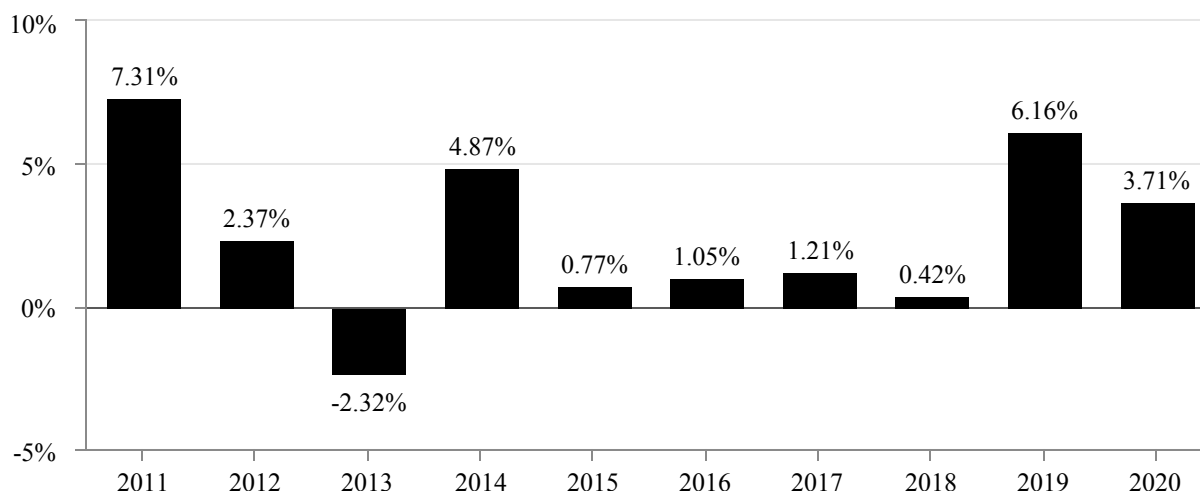


## Fund Performance

The following bar chart and table provide some indication of the risks of investing in the fund. The bar chart shows changes in the fund's performance from year to year for Investor Class shares. The table shows how the fund's average annual returns for the periods shown compared with those of a broad measure of market performance. The fund's past performance (before and after taxes) is not necessarily an indication of how the fund will perform in the future. For current performance information, including yields, please visit [americancentury.com](http://americancentury.com).

Sales charges and account fees, if applicable, are not reflected in the bar chart. If those charges were included, returns would be less than those shown.

### Calendar Year Total Returns



Highest Performance Quarter (3Q 2011): 2.73%

Lowest Performance Quarter (2Q 2013): -2.72%

As of June 30, 2021, the most recent calendar quarter end, the fund's Investor Class year-to-date return was -0.97%.

### Average Annual Total Returns

For the calendar year ended December 31, 2020

	1 year	5 years	10 years
<b>Investor Class</b> Return Before Taxes	3.71%	2.49%	2.52%
Return After Taxes on Distributions	2.81%	1.45%	1.41%
Return After Taxes on Distributions and Sale of Fund Shares	2.19%	1.44%	1.45%
<b>I Class</b> <sup>1</sup> Return Before Taxes	3.81%	2.59%	2.62%
<b>A Class</b> Return Before Taxes	-1.23%	1.30%	1.79%
<b>C Class</b> <sup>2</sup> Return Before Taxes	2.68%	1.45%	1.65%
<b>R Class</b> Return Before Taxes	3.29%	1.98%	2.02%
<b>R5 Class</b> Return Before Taxes	3.92%	2.69%	2.73%
Bloomberg Barclays U.S. GNMA Index (reflects no deduction for fees, expenses or taxes)	3.68%	2.78%	2.91%

<sup>1</sup> Historical performance for the I Class prior to its inception (April 10, 2017) is based on the performance of R5 Class shares. I Class performance has been adjusted to reflect differences in expenses between classes, if applicable.

<sup>2</sup> C Class shares automatically convert to A Class shares after approximately eight years. All returns for periods greater than eight years reflect this conversion.

The after-tax returns are shown only for Investor Class shares. After-tax returns for other share classes will vary. After-tax returns are calculated using the historical highest individual federal marginal income tax rates and do not reflect the impact of state and local taxes. Actual after-tax returns depend on an investor's tax situation and may differ from those shown. After-tax returns are not relevant to investors who hold their fund shares through tax-deferred arrangements, such as 401(k) plans or IRAs.

## **Portfolio Management**

### **Investment Advisor**

American Century Investment Management, Inc.

### **Portfolio Managers**

**Dan Shiffman**, CFA, Vice President and Senior Portfolio Manager, has served on teams managing fixed-income investments for American Century Investments since joining the advisor in 2004.

**Robert V. Gahagan**, Senior Vice President and Senior Portfolio Manager, has served on teams managing fixed-income investments for American Century Investments since joining the advisor in 1983.

**Jesse Singh**, CFA, Vice President and Portfolio Manager, has served on teams managing fixed-income investments for American Century Investments since joining the advisor in 2007.

**Peter Van Gelderen**, Vice President and Senior Portfolio Manager, has served on teams managing fixed-income investments for American Century Investments since joining the advisor in 2021.

## **Purchase and Sale of Fund Shares**

You may purchase or redeem shares of the fund on any business day through our website at [americancentury.com](http://americancentury.com), in person (at one of our Investor Centers), by mail (American Century Investments, P.O. Box 419200, Kansas City, MO 64141-6200), by telephone at 1-800-345-2021 (Investor Services Representative) or 1-800-345-3533 (Business, Not-For-Profit and Employer-Sponsored Retirement Plans), or through a financial intermediary. Shares may be purchased and redemption proceeds received by electronic bank transfer, by check or by wire.

Unless otherwise specified below, the minimum initial investment amount to open an account is \$2,500 (\$1,000 for Coverdell Education Savings Accounts and IRAs). However, American Century Investments will waive the fund minimum if you make an initial investment of at least \$500 and continue to make automatic investments of at least \$100 until reaching the fund minimum. Investors opening accounts through financial intermediaries may open an account with \$250 for the Investor, A, C and R Classes, but the financial intermediaries may require their clients to meet different investment minimums. The minimum may be waived for broker-dealer sponsored wrap program accounts, fee based accounts, and accounts through bank/trust and wealth management advisory organizations.

The minimum initial investment amount for the I Class is generally \$5 million (\$3 million for endowments and foundations), but the minimum may be waived if you have an aggregate investment in the American Century family of funds of \$10 million or more (\$5 million for endowments and foundations). This includes accounts held directly with American Century and those held through a financial intermediary.

There is no minimum initial investment amount for R5 Class shares.

For the Investor, A, C, R and R5 Classes, there is no minimum initial investment amount for certain employer-sponsored retirement plans, however, financial intermediaries or plan recordkeepers may require plans to meet different minimums. Employer-sponsored retirement plans are not eligible to purchase I Class shares.

There is a \$50 minimum for subsequent purchases, except there is no subsequent purchase minimum for financial intermediaries or employer-sponsored retirement plans.

## **Tax Information**

Fund distributions are generally taxable as ordinary income or capital gains, unless you are investing through a tax-deferred account such as a 401(k) or individual retirement account (in which case you may be taxed upon withdrawal of your investment from such account).

## **Payments to Broker-Dealers and Other Financial Intermediaries**

If you purchase the fund through a broker-dealer or other financial intermediary (such as a bank, insurance company, plan sponsor or financial professional), the fund and its related companies may pay the intermediary for the sale of fund shares and related services for investments in all classes. These payments may create a conflict of interest by influencing the broker-dealer or other intermediary and your salesperson to recommend the fund over another investment. Ask your salesperson or visit your financial intermediary's website for more information.

# Fund Summary—Government Bond Fund

## Investment Objective

The fund seeks high current income.

## Fees and Expenses

The following table describes the fees and expenses you may pay if you buy, hold and sell shares of the fund. You may pay other fees, such as brokerage commissions and other fees to financial intermediaries, which are not reflected in the tables and examples below. You may qualify for sales charge discounts if you and your family invest, or agree to invest in the future, at least \$100,000 in American Century Investments funds. More information about these and other discounts is available from your financial professional and in *Calculation of Sales Charges* on page 30 of the fund's prospectus, *Appendix A* of the fund's prospectus and *Sales Charges* in *Appendix B* of the statement of additional information.

<b>Shareholder Fees</b> (fees paid directly from your investment)						
	<i>Investor</i>	<i>I</i>	<i>A</i>	<i>C</i>	<i>R</i>	<i>R5</i>
Maximum Sales Charge (Load) Imposed on Purchases (as a percentage of offering price)	None	None	4.50%	None	None	None
Maximum Deferred Sales Charge (Load) (as a percentage of the lower of the original offering price or redemption proceeds when redeemed within one year of purchase)	None	None	None <sup>1</sup>	1.00%	None	None
Maximum Annual Account Maintenance Fee (waived if eligible investments total at least \$10,000)	\$25	None	None	None	None	None
<b>Annual Fund Operating Expenses</b> (expenses that you pay each year as a percentage of the value of your investment)						
	<i>Investor</i>	<i>I</i>	<i>A</i>	<i>C</i>	<i>R</i>	<i>R5</i>
Management Fee	0.46%	0.36%	0.46%	0.46%	0.46%	0.26%
Distribution and Service (12b-1) Fees	None	None	0.25%	1.00%	0.50%	None
Other Expenses	0.01%	0.01%	0.01%	0.01%	0.01%	0.01%
Total Annual Fund Operating Expenses	0.47%	0.37%	0.72%	1.47%	0.97%	0.27%

<sup>1</sup> Purchases of \$1 million or more may be subject to a contingent deferred sales charge of 1.00% if the shares are redeemed within one year of the date of purchase.

## Example

The example below is intended to help you compare the costs of investing in the fund with the costs of investing in other mutual funds. The example assumes that you invest \$10,000 in the fund for the time periods indicated and then redeem all of your shares at the end of those periods, that you earn a 5% return each year and that the fund's operating expenses remain the same. Although your actual costs may be higher or lower, based on these assumptions your costs would be:

	<i>1 year</i>	<i>3 years</i>	<i>5 years</i>	<i>10 years</i>
Investor Class	\$48	\$151	\$264	\$592
I Class	\$38	\$119	\$208	\$469
A Class	\$520	\$670	\$833	\$1,305
C Class	\$150	\$466	\$803	\$1,553
R Class	\$99	\$310	\$537	\$1,190
R5 Class	\$28	\$87	\$152	\$344

## Portfolio Turnover

The fund pays transaction costs, such as commissions, when it buys and sells securities (or "turns over" its portfolio). A higher portfolio turnover rate may indicate higher transaction costs and may result in higher taxes when fund shares are held in a taxable account. These costs, which are not reflected in annual fund operating expenses or in the example, affect the fund's performance. During the most recent fiscal year, the fund's portfolio turnover rate was 246% of the average value of its portfolio.

## Principal Investment Strategies

Under normal market conditions, the fund invests at least 80% of its net assets in U.S. government debt securities, including U.S. Treasury securities and other securities issued or guaranteed by the U.S. government and its agencies and instrumentalities.

Securities issued or guaranteed by the U.S. Treasury and certain U.S. government agencies or instrumentalities, such as the Government National Mortgage Association (Ginnie Mae), are supported by the full faith and credit of the U.S. government. Securities issued or guaranteed by other U.S. government agencies or instrumentalities, such as the Federal National Mortgage Association (Fannie Mae), the Federal Home Loan Mortgage Corporation (Freddie Mac), and the Federal Home Loan Bank are not guaranteed by the U.S. Treasury or supported by the full faith and credit of the U.S. government. However, these agencies or instrumentalities are authorized to borrow from the U.S. Treasury to meet their obligations.

To generate additional income, the fund may purchase securities, including mortgage dollar rolls, in advance through when-issued and forward commitment transactions. The fund may commit up to 35% of its total assets to such transactions.

The fund also may invest in derivative instruments such as options, futures contracts, options on futures contracts and swap agreements, or in mortgage- or asset-backed securities, provided that such investments are in keeping with the fund's investment objective.

When determining whether to sell a security, the portfolio managers consider, among other things, current and anticipated changes in interest rates, current valuation relative to alternatives in the market, general market conditions and any other factors deemed relevant by the portfolio managers.

The fund may engage in active and frequent trading of portfolio securities to achieve its principal investment strategies. This may cause higher transaction costs and may affect performance. It may also result in the realization and distribution of capital gains.

## Principal Risks

- **Interest Rate Risk**—Generally, when interest rates rise, the fund's share value will decline. The opposite is true when interest rates decline. This risk is higher for the fund than for other funds that have shorter weighted average maturities, such as money market funds or short-term bond funds. A period of rising interest rates may negatively affect the fund's performance.
- **Prepayment and Extension Risk**—The fund may invest in debt securities backed by mortgages or other assets. If these underlying assets are prepaid, the fund may benefit less from declining interest rates than funds that have similar weighted average maturities. Conversely, an issuer may exercise its right to pay principal on an obligation held by the fund later than expected (extend the obligation) especially in periods of rising interest rates. These events may lengthen weighted average maturity and potentially reduce the value of these securities.
- **Derivatives Risk**—The use of derivative instruments involves risks different from, or possibly greater than, the risks associated with investing directly in securities and other traditional instruments. Derivatives are subject to a number of risks including liquidity, interest rate, market, credit and correlation risk.
- **Market Risk**—The value of the securities owned by the fund may go up and down, sometimes rapidly or unpredictably. Market risks, including political, regulatory, economic and social developments, can affect the value of the fund's investments. Natural disasters, public health emergencies, terrorism and other unforeseeable events may lead to increased market volatility and may have adverse long-term effects on world economies and markets generally.
- **Public Health Emergency Risk**—A pandemic, caused by the infectious respiratory illness COVID-19, is causing market disruption and other economic impacts. Markets have experienced volatility, reduced liquidity, and increased trading costs. These events may continue to impact the fund and its underlying investments.
- **Principal Loss**—At any given time your shares may be worth less than the price you paid for them. In other words, it is possible to lose money by investing in the fund.

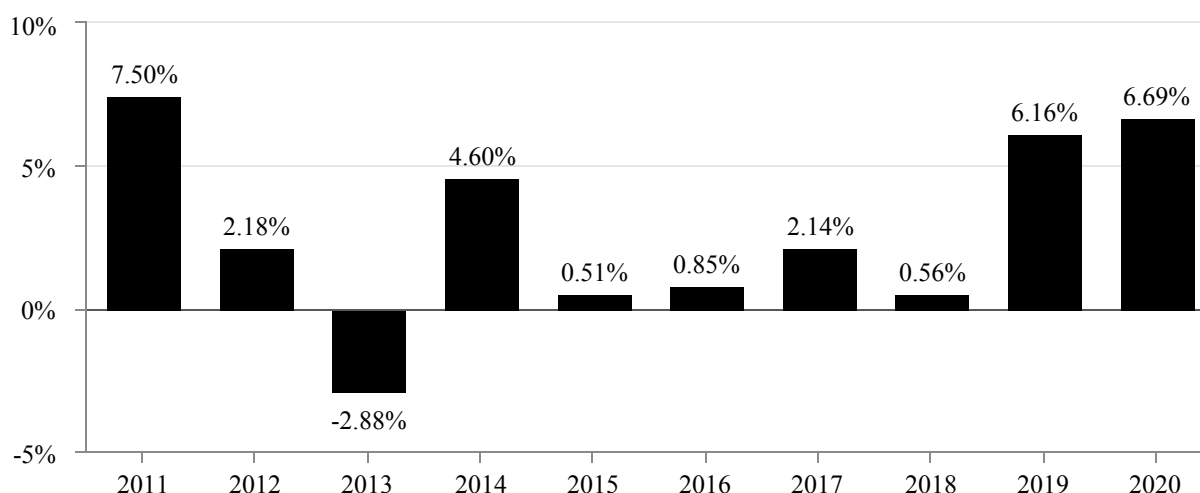
An investment in the fund is not a bank deposit, and it is not insured or guaranteed by the Federal Deposit Insurance Corporation (FDIC) or any other government agency.

## Fund Performance

The following bar chart and table provide some indication of the risks of investing in the fund. The bar chart shows changes in the fund's performance from year to year for Investor Class shares. The table shows how the fund's average annual returns for the periods shown compared with those of a broad measure of market performance. The fund's past performance (before and after taxes) is not necessarily an indication of how the fund will perform in the future. For current performance information, including yields, please visit [americancentury.com](http://americancentury.com).

Sales charges and account fees, if applicable, are not reflected in the bar chart. If those charges were included, returns would be less than those shown.

### Calendar Year Total Returns



Highest Performance Quarter (1Q 2020): 5.78%

Lowest Performance Quarter (4Q 2016): -3.17%

As of June 30, 2021, the most recent calendar quarter end, the fund's Investor Class year-to-date return was -1.17%.

### Average Annual Total Returns

For the calendar year ended December 31, 2020

	1 year	5 years	10 years
<b>Investor Class</b> Return Before Taxes	6.69%	3.24%	2.78%
Return After Taxes on Distributions	5.79%	2.27%	1.84%
Return After Taxes on Distributions and Sale of Fund Shares	3.96%	2.05%	1.74%
<b>I Class</b> <sup>1</sup> Return Before Taxes	6.71%	3.33%	2.86%
<b>A Class</b> Return Before Taxes	1.67%	2.06%	2.05%
<b>C Class</b> <sup>2</sup> Return Before Taxes	5.55%	2.22%	1.91%
<b>R Class</b> Return Before Taxes	6.07%	2.73%	2.26%
<b>R5 Class</b> Return Before Taxes	6.91%	3.47%	2.98%
Bloomberg Barclays U.S. Government/MBS Index (reflects no deduction for fees, expenses or taxes)	6.36%	3.49%	3.16%

<sup>1</sup> Historical performance for the I Class prior to its inception (April 10, 2017) is based on the performance of R5 Class shares. I Class performance has been adjusted to reflect differences in expenses between classes, if applicable.

<sup>2</sup> C Class shares automatically convert to A Class shares after approximately eight years. All returns for periods greater than eight years reflect this conversion.

The after-tax returns are shown only for Investor Class shares. After-tax returns for other share classes will vary. After-tax returns are calculated using the historical highest individual federal marginal income tax rates and do not reflect the impact of state and local taxes. Actual after-tax returns depend on an investor's tax situation and may differ from those shown. After-tax returns are not relevant to investors who hold their fund shares through tax-deferred arrangements, such as 401(k) plans or IRAs.

## Portfolio Management

### Investment Advisor

American Century Investment Management, Inc.

### Portfolio Managers

**James E. Platz**, CFA, Vice President and Portfolio Manager, has served on teams managing fixed-income investments for American Century Investments since joining the advisor in 2003.

**Dan Shiffman**, CFA, Vice President and Senior Portfolio Manager, has served on teams managing fixed-income investments for American Century Investments since joining the advisor in 2004.

**Robert V. Gahagan**, Senior Vice President and Senior Portfolio Manager, has served on teams managing fixed-income investments for American Century Investments since joining the advisor in 1983.

**Peter Van Gelderen**, Vice President and Senior Portfolio Manager, has served on teams managing fixed-income investments for American Century Investments since joining the advisor in 2021.

## Purchase and Sale of Fund Shares

You may purchase or redeem shares of the fund on any business day through our website at [americancentury.com](http://americancentury.com), in person (at one of our Investor Centers), by mail (American Century Investments, P.O. Box 419200, Kansas City, MO 64141-6200), by telephone at 1-800-345-2021 (Investor Services Representative) or 1-800-345-3533 (Business, Not-For-Profit and Employer-Sponsored Retirement Plans), or through a financial intermediary. Shares may be purchased and redemption proceeds received by electronic bank transfer, by check or by wire.

Unless otherwise specified below, the minimum initial investment amount to open an account is \$2,500 (\$1,000 for Coverdell Education Savings Accounts and IRAs). However, American Century Investments will waive the fund minimum if you make an initial investment of at least \$500 and continue to make automatic investments of at least \$100 until reaching the fund minimum. Investors opening accounts through financial intermediaries may open an account with \$250 for the Investor, A, C and R Classes, but the financial intermediaries may require their clients to meet different investment minimums. The minimum may be waived for broker-dealer sponsored wrap program accounts, fee based accounts, and accounts through bank/trust and wealth management advisory organizations.

The minimum initial investment amount for the I Class is generally \$5 million (\$3 million for endowments and foundations), but the minimum may be waived if you have an aggregate investment in the American Century family of funds of \$10 million or more (\$5 million for endowments and foundations). This includes accounts held directly with American Century and those held through a financial intermediary.

There is no minimum initial investment amount for R5 Class shares.

For the Investor, A, C, R and R5 Classes, there is no minimum initial investment amount for certain employer-sponsored retirement plans, however, financial intermediaries or plan recordkeepers may require plans to meet different minimums. Employer-sponsored retirement plans are not eligible to purchase I Class shares.

There is a \$50 minimum for subsequent purchases, except there is no subsequent purchase minimum for financial intermediaries or employer-sponsored retirement plans.

## Tax Information

Fund distributions are generally taxable as ordinary income or capital gains, unless you are investing through a tax-deferred account such as a 401(k) or individual retirement account (in which case you may be taxed upon withdrawal of your investment from such account).

## Payments to Broker-Dealers and Other Financial Intermediaries

If you purchase the fund through a broker-dealer or other financial intermediary (such as a bank, insurance company, plan sponsor or financial professional), the fund and its related companies may pay the intermediary for the sale of fund shares and related services for investments in all classes. These payments may create a conflict of interest by influencing the broker-dealer or other intermediary and your salesperson to recommend the fund over another investment. Ask your salesperson or visit your financial intermediary's website for more information.

# Fund Summary—Short-Term Government Fund

## Investment Objective

The fund seeks high current income while maintaining safety of principal.

## Fees and Expenses

The following table describes the fees and expenses you may pay if you buy, hold and sell shares of the fund. You may pay other fees, such as brokerage commissions and other fees to financial intermediaries, which are not reflected in the tables and examples below. You may qualify for sales charge discounts if you and your family invest, or agree to invest in the future, at least \$100,000 in American Century Investments funds. More information about these and other discounts is available from your financial professional and in *Calculation of Sales Charges* on page 30 of the fund's prospectus, *Appendix A* of the fund's prospectus and *Sales Charges* in *Appendix B* of the statement of additional information.

<b>Shareholder Fees</b> (fees paid directly from your investment)						
	<i>Investor</i>	<i>I</i>	<i>A</i>	<i>C</i>	<i>R</i>	<i>R5</i>
Maximum Sales Charge (Load) Imposed on Purchases (as a percentage of offering price)	None	None	2.25%	None	None	None
Maximum Deferred Sales Charge (Load) (as a percentage of the lower of the original offering price or redemption proceeds when redeemed within one year of purchase)	None	None	None <sup>1</sup>	1.00%	None	None
Maximum Annual Account Maintenance Fee (waived if eligible investments total at least \$10,000)	\$25	None	None	None	None	None
<b>Annual Fund Operating Expenses</b> (expenses that you pay each year as a percentage of the value of your investment)						
	<i>Investor</i>	<i>I</i>	<i>A</i>	<i>C</i>	<i>R</i>	<i>R5</i>
Management Fee	0.54%	0.44%	0.54%	0.54%	0.54%	0.34%
Distribution and Service (12b-1) Fees	None	None	0.25%	1.00%	0.50%	None
Other Expenses	0.01%	0.01%	0.01%	0.01%	0.01%	0.01%
Total Annual Fund Operating Expenses	0.55%	0.45%	0.80%	1.55%	1.05%	0.35%

<sup>1</sup> Purchases of \$500,000 or more may be subject to a contingent deferred sales charge of 1.00% if the shares are redeemed within one year of the date of purchase.

## Example

The example below is intended to help you compare the costs of investing in the fund with the costs of investing in other mutual funds. The example assumes that you invest \$10,000 in the fund for the time periods indicated and then redeem all of your shares at the end of those periods, that you earn a 5% return each year and that the fund's operating expenses remain the same. Although your actual costs may be higher or lower, based on these assumptions your costs would be:

	<i>1 year</i>	<i>3 years</i>	<i>5 years</i>	<i>10 years</i>
Investor Class	\$56	\$177	\$308	\$690
I Class	\$46	\$145	\$252	\$567
A Class	\$305	\$475	\$660	\$1,193
C Class	\$158	\$490	\$845	\$1,643
R Class	\$107	\$335	\$580	\$1,282
R5 Class	\$36	\$113	\$197	\$444

## Portfolio Turnover

The fund pays transaction costs, such as commissions, when it buys and sells securities (or "turns over" its portfolio). A higher portfolio turnover rate may indicate higher transaction costs and may result in higher taxes when fund shares are held in a taxable account. These costs, which are not reflected in annual fund operating expenses or in the example, affect the fund's performance. During the most recent fiscal year, the fund's portfolio turnover rate was 162% of the average value of its portfolio.

## Principal Investment Strategies

Under normal market conditions, the fund buys short-term debt securities and will invest at least 80% of its net assets in U.S. government securities, including U.S. Treasury securities and other securities issued or guaranteed by the U.S. government and its agencies and instrumentalities. In addition, the fund may invest a portion of its assets in investment-grade debt securities, including debt securities of U.S. companies, and non-U.S. government mortgage-backed, asset-backed and other fixed-income securities. Under normal market conditions, the portfolio managers maintain a weighted average maturity of three years or less.

Securities issued or guaranteed by the U.S. Treasury and certain U.S. government agencies or instrumentalities, such as the Government National Mortgage Association (Ginnie Mae), are supported by the full faith and credit of the U.S. government. Securities issued or guaranteed by other U.S. government agencies or instrumentalities, such as the Federal National Mortgage Association (Fannie Mae), the Federal Home Loan Mortgage Corporation (Freddie Mac), and the Federal Home Loan Bank are not guaranteed by the U.S. Treasury or supported by the full faith and credit of the U.S. government. However, these agencies or instrumentalities are authorized to borrow from the U.S. Treasury to meet their obligations. In general, securities issued by non-U.S. government entities such as corporations are backed only by the credit of the issuer.

To generate additional income, the fund may purchase securities, including mortgage dollar rolls, in advance through when-issued and forward commitment transactions. The fund may commit up to 35% of its total assets to such transactions.

The fund also may invest in derivative instruments such as options, futures contracts, options on futures contracts and swap agreements (including, but not limited to, credit default swap agreements), in mortgage- or asset-backed securities, or in pre-refunded municipal securities, provided that such investments are in keeping with the fund's investment objective.

When determining whether to sell a security, the portfolio managers consider, among other things, current and anticipated changes in interest rates, current valuation relative to alternatives in the market, general market conditions and any other factors deemed relevant by the portfolio managers.

The fund may engage in active and frequent trading of portfolio securities to achieve its principal investment strategies. This may cause higher transaction costs and may affect performance. It may also result in the realization and distribution of capital gains.

## Principal Risks

- **Interest Rate Risk**—Generally, when interest rates rise, the fund's share value will decline. The opposite is true when interest rates decline. This risk is higher for the fund than for other funds that have shorter weighted average maturities, such as money market funds. A period of rising interest rates may negatively affect the fund's performance.
- **Prepayment and Extension Risk**—The fund may invest in debt securities backed by mortgages or other assets. If these underlying assets are prepaid, the fund may benefit less from declining interest rates than funds that have similar weighted average maturities. Conversely, an issuer may exercise its right to pay principal on an obligation held by the fund later than expected (extend the obligation) especially in periods of rising interest rates. These events may lengthen weighted average maturity and potentially reduce the value of these securities.
- **Derivatives Risk**—The use of derivative instruments involves risks different from, or possibly greater than, the risks associated with investing directly in securities and other traditional instruments. Derivatives are subject to a number of risks including liquidity, interest rate, market, credit and correlation risk.
- **Market Risk**—The value of the securities owned by the fund may go up and down, sometimes rapidly or unpredictably. Market risks, including political, regulatory, economic and social developments, can affect the value of the fund's investments. Natural disasters, public health emergencies, terrorism and other unforeseeable events may lead to increased market volatility and may have adverse long-term effects on world economies and markets generally.
- **Public Health Emergency Risk**—A pandemic, caused by the infectious respiratory illness COVID-19, is causing market disruption and other economic impacts. Markets have experienced volatility, reduced liquidity, and increased trading costs. These events may continue to impact the fund and its underlying investments.
- **Principal Loss**—At any given time your shares may be worth less than the price you paid for them. In other words, it is possible to lose money by investing in the fund.

An investment in the fund is not a bank deposit, and it is not insured or guaranteed by the Federal Deposit Insurance Corporation (FDIC) or any other government agency.

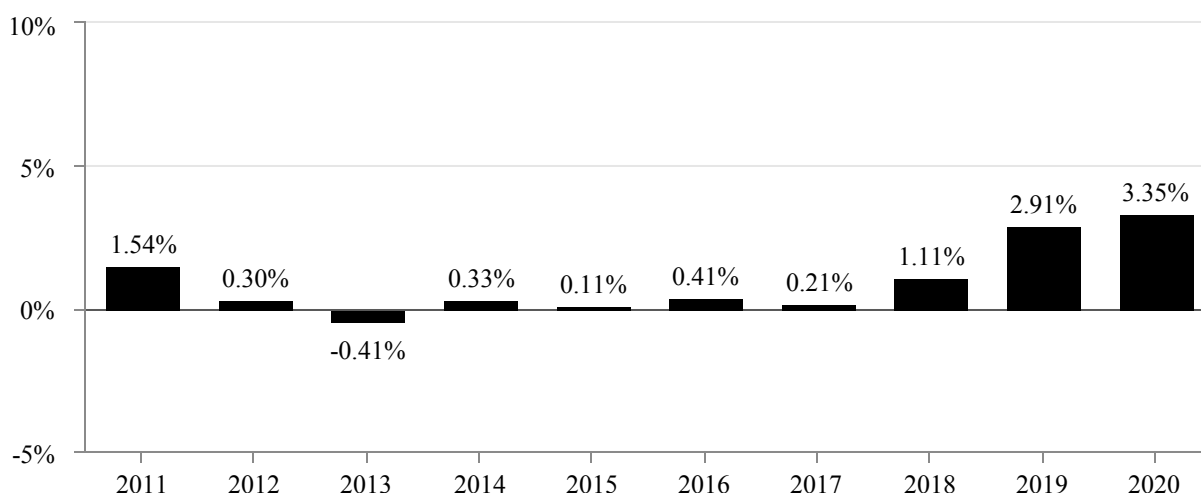


## Fund Performance

The following bar chart and table provide some indication of the risks of investing in the fund. The bar chart shows changes in the fund's performance from year to year for Investor Class shares. The table shows how the fund's average annual returns for the periods shown compared with those of a broad measure of market performance. The fund's past performance (before and after taxes) is not necessarily an indication of how the fund will perform in the future. For current performance information, including yields, please visit [americancentury.com](http://americancentury.com).

Sales charges and account fees, if applicable, are not reflected in the bar chart. If those charges were included, returns would be less than those shown.

### Calendar Year Total Returns



**Highest Performance Quarter (1Q 2020): 2.49%**

**Lowest Performance Quarter (2Q 2013): -0.53%**

**As of June 30, 2021, the most recent calendar quarter end, the fund's Investor Class year-to-date return was 0.26%.**

### Average Annual Total Returns

*For the calendar year ended December 31, 2020*

	<i>1 year</i>	<i>5 years</i>	<i>10 years</i>
<b>Investor Class</b> Return Before Taxes	3.35%	1.59%	0.98%
Return After Taxes on Distributions	3.05%	1.09%	0.61%
Return After Taxes on Distributions and Sale of Fund Shares	1.98%	1.00%	0.60%
<b>I Class</b> <sup>1</sup> Return Before Taxes	3.45%	1.69%	1.08%
<b>A Class</b> Return Before Taxes	0.77%	0.90%	0.51%
<b>C Class</b> <sup>2</sup> Return Before Taxes	2.29%	0.60%	0.13%
<b>R Class</b> Return Before Taxes	2.80%	1.08%	0.48%
<b>R5 Class</b> Return Before Taxes	3.44%	1.79%	1.18%
Bloomberg Barclays U.S. 1-3 Year Government Bond Index (reflects no deduction for fees, expenses or taxes)	3.14%	1.92%	1.32%

<sup>1</sup> Historical performance for the I Class prior to its inception (April 10, 2017) is based on the performance of R5 Class shares. I Class performance has been adjusted to reflect differences in expenses between classes, if applicable.

<sup>2</sup> C Class shares automatically convert to A Class shares after approximately eight years. All returns for periods greater than eight years reflect this conversion.

The after-tax returns are shown only for Investor Class shares. After-tax returns for other share classes will vary. After-tax returns are calculated using the historical highest individual federal marginal income tax rates and do not reflect the impact of state and local taxes. Actual after-tax returns depend on an investor's tax situation and may differ from those shown. After-tax returns are not relevant to investors who hold their fund shares through tax-deferred arrangements, such as 401(k) plans or IRAs.

## Portfolio Management

### Investment Advisor

American Century Investment Management, Inc.

### Portfolio Managers

**James E. Platz**, CFA, Vice President and Portfolio Manager, has served on teams managing fixed-income investments for American Century Investments since joining the advisor in 2003.

**Dan Shiffman**, CFA, Vice President and Senior Portfolio Manager, has served on teams managing fixed-income investments for American Century Investments since joining the advisor in 2004.

**Robert V. Gahagan**, Senior Vice President and Senior Portfolio Manager, has served on teams managing fixed-income investments for American Century Investments since joining the advisor in 1983.

**Peter Van Gelderen**, Vice President and Senior Portfolio Manager, has served on teams managing fixed-income investments for American Century Investments since joining the advisor in 2021.

## Purchase and Sale of Fund Shares

You may purchase or redeem shares of the fund on any business day through our website at [americancentury.com](http://americancentury.com), in person (at one of our Investor Centers), by mail (American Century Investments, P.O. Box 419200, Kansas City, MO 64141-6200), by telephone at 1-800-345-2021 (Investor Services Representative) or 1-800-345-3533 (Business, Not-For-Profit and Employer-Sponsored Retirement Plans), or through a financial intermediary. Shares may be purchased and redemption proceeds received by electronic bank transfer, by check or by wire.

Unless otherwise specified below, the minimum initial investment amount to open an account is \$2,500 (\$1,000 for Coverdell Education Savings Accounts and IRAs). However, American Century Investments will waive the fund minimum if you make an initial investment of at least \$500 and continue to make automatic investments of at least \$100 until reaching the fund minimum. Investors opening accounts through financial intermediaries may open an account with \$250 for the Investor, A, C and R Classes, but the financial intermediaries may require their clients to meet different investment minimums. The minimum may be waived for broker-dealer sponsored wrap program accounts, fee based accounts, and accounts through bank/trust and wealth management advisory organizations.

The minimum initial investment amount for the I Class is generally \$5 million (\$3 million for endowments and foundations), but the minimum may be waived if you have an aggregate investment in the American Century family of funds of \$10 million or more (\$5 million for endowments and foundations). This includes accounts held directly with American Century and those held through a financial intermediary.

There is no minimum initial investment amount for R5 Class shares.

For the Investor, A, C, R and R5 Classes, there is no minimum initial investment amount for certain employer-sponsored retirement plans, however, financial intermediaries or plan recordkeepers may require plans to meet different minimums. Employer-sponsored retirement plans are not eligible to purchase I Class shares.

There is a \$50 minimum for subsequent purchases, except there is no subsequent purchase minimum for financial intermediaries or employer-sponsored retirement plans.

## Tax Information

Fund distributions are generally taxable as ordinary income or capital gains, unless you are investing through a tax-deferred account such as a 401(k) or individual retirement account (in which case you may be taxed upon withdrawal of your investment from such account).

## Payments to Broker-Dealers and Other Financial Intermediaries

If you purchase the fund through a broker-dealer or other financial intermediary (such as a bank, insurance company, plan sponsor or financial professional), the fund and its related companies may pay the intermediary for the sale of fund shares and related services for investments in all classes. These payments may create a conflict of interest by influencing the broker-dealer or other intermediary and your salesperson to recommend the fund over another investment. Ask your salesperson or visit your financial intermediary's website for more information.

# Objectives, Strategies and Risks

## Capital Preservation Fund

### What is the fund's investment objective?

The fund is a money market fund that seeks maximum safety and liquidity. Its secondary objective is to seek to pay shareholders the highest rate of return consistent with safety and liquidity.

### What are the fund's principal investment strategies?

Under normal circumstances, Capital Preservation invests exclusively in short-term *money market securities* issued by the U.S. Treasury that are guaranteed by the direct full faith and credit pledge of the U.S. government. The income from these securities is exempt from state income tax.

*Money market securities have less than 397 days remaining until maturity.*

The fund may purchase Treasury securities in a number of different ways. For example, the fund may use buy/sell back transactions, also known as dollar rolls. The fund may commit up to 35% of its total assets to buy/sell back transactions.

The fund may hold cash balances at the fund's custodian or invest in cash-equivalent securities, such as money market funds, in order to facilitate daily portfolio operations.

In the event of exceptional market or economic conditions, the fund may invest temporarily in cash or securities issued or guaranteed by the U.S. government and its agencies and instrumentalities or repurchase agreements collateralized by U.S. government securities. To the extent the fund invests in such securities, it may not achieve its investment objective.

A description of the policies and procedures with respect to the disclosure of the fund's portfolio securities is available in the statement of additional information.

### What are the principal risks of investing in the fund?

U.S. Treasury securities are believed to be the safest securities because they are supported by the government's full faith and credit pledge and because they are among the most widely traded and most liquid securities investors can buy. Because short-term money market securities are among the safest securities available, the interest they pay is among the lowest for income-paying securities. Accordingly, the yield on this fund will likely be lower than the yield on funds that invest in longer-term or lower-quality securities.

Investments in U.S. Treasury securities are sensitive to interest rate changes. Generally, the value of debt securities and the funds that hold them decline as interest rates rise. The fund's investments in short-term U.S. Treasury securities are designed to minimize this risk. However, a sharp and unexpected rise in interest rates could cause the fund's share price to drop.

The fund may need to sell securities at times it would not otherwise do so in order to meet shareholder redemption requests. The fund could experience a loss when selling securities, particularly if the redemption requests are unusually large or frequent, occur in times of overall market turmoil or declining pricing for the securities sold or when the securities the fund wishes to sell are illiquid. Selling securities to meet such redemption requests also may increase transaction costs or have tax consequences. To the extent that a large shareholder (including a fund of funds or 529 college savings plan) invests in the fund, the fund may experience relatively large redemptions as such shareholder reallocates its assets. Although the advisor seeks to minimize the impact of such transactions where possible, the fund's performance may be adversely affected.

## **Ginnie Mae Fund**

### **What is the fund's investment objective?**

Ginnie Mae seeks high current income while maintaining liquidity and safety of principal by investing primarily in GNMA certificates.

### **What are the fund's principal investment strategies?**

Under normal market conditions, the fund invests at least 80% of its net assets in securities issued by the Government National Mortgage Association (GNMA). The fund may change this 80% policy only upon 60 days' prior written notice to shareholders. GNMA certificates represent interests in pools of mortgage loans and in the cash flows from these loans. Unlike many other mortgage-backed securities, the timely payment of principal and interest on these certificates is guaranteed by GNMA. GNMA's payment guarantee is stronger than most other government agencies' because it is backed by the full faith and credit pledge of the U.S. government. This means that the fund receives its share of payments regardless of whether the ultimate borrowers make their payments.

In addition, the fund may buy other U.S. government securities, including U.S. Treasury securities and other securities issued or guaranteed by the U.S. government and its agencies and instrumentalities.

The fund may purchase securities in a number of different ways to seek higher rates of return. For example, the fund may purchase securities, including mortgage dollar rolls, in advance through when-issued and forward commitment transactions. The fund may commit up to 35% of its total assets to when-issued or forward commitment agreements.

The fund may invest in derivative instruments such as options, futures contracts, options on futures contracts, and swap agreements, or in mortgage- or asset-backed securities, provided that such investments are in keeping with the fund's investment objective.

When determining whether to sell a security, the portfolio managers consider, among other things, current and anticipated changes in interest rates, current valuation relative to alternatives in the market, general market conditions and any other factors deemed relevant by the portfolio managers.

The fund may engage in active and frequent trading of portfolio securities to achieve its principal investment strategies. A higher portfolio turnover rate may indicate higher transaction costs and may affect the fund's performance. Higher portfolio turnover also may result in the realization and distribution of capital gains, including short-term capital gains.

In the event of exceptional market or economic conditions, the fund may take temporary defensive positions that are inconsistent with the fund's principal investment strategies. To the extent the fund assumes a defensive position, it may not achieve its investment objective.

A description of the policies and procedures with respect to the disclosure of the fund's portfolio securities is available in the statement of additional information.

### **What are the principal risks of investing in the fund?**

When interest rates change, the fund's share value will be affected. Generally, when interest rates rise, the fund's share value will decline. The opposite is true when interest rates decline. The degree to which interest rate changes affect fund performance varies and is related to the weighted average maturity of the fund. For example, when interest rates rise, you can expect the share value of a long-term bond fund to fall more than that of a short-term bond fund. When rates fall, the opposite is true. This interest rate risk is higher for Ginnie Mae than for funds that have shorter weighted average maturities, such as money market funds and short-term bond funds. A period of rising interest rates may negatively affect the fund's performance.

Ginnie Mae invests in mortgage-backed securities. When homeowners refinance their mortgages to take advantage of declining interest rates, their existing mortgages are prepaid. The mortgages, which back the securities purchased by Ginnie Mae, may be prepaid in this fashion. When this happens, the fund will be required to purchase new securities at current market rates, which will usually be lower. Because of this prepayment risk, the fund may benefit less from declining interest rates than funds that have similar weighted average maturities. Conversely, an issuer may exercise its right to pay principal on an obligation held by the fund later than expected (extend the obligation) especially in periods of rising interest rates. These events may lengthen weighted average maturity and potentially reduce the value of these securities.

The use of derivative instruments involves risks different from, or possibly greater than, the risks associated with investing directly in securities and other traditional instruments. Derivatives are subject to a number of risks including, liquidity, interest rate, market, and credit risk. They also involve the risk of mispricing or improper valuation, the risk that changes in the value of the derivative may not correlate perfectly with the underlying asset, rate or index, and the risk of default or bankruptcy of the other party to the instrument. Gains or losses involving some futures, options, and other derivatives may be substantial – in part because a relatively small price movement in these securities may result in an immediate and substantial gain or loss for the fund.

The value of the securities owned by the fund may go up and down, sometimes rapidly or unpredictably, due to factors affecting securities markets generally or particular industries, real or perceived adverse economic conditions or investor sentiment generally.

Market risks, including political, regulatory, economic and social developments, can affect the value of the fund's investments. Natural disasters, public health emergencies, terrorism and other unforeseeable events may lead to increased market volatility and may have adverse long-term effects on world economies and markets generally.

The fund may need to sell securities at times it would not otherwise do so in order to meet shareholder redemption requests. The fund could experience a loss when selling securities, particularly if the redemption requests are unusually large or frequent, occur in times of overall market turmoil or declining pricing for the securities sold or when the securities the fund wishes to sell are illiquid. Selling securities to meet such redemption requests also may increase transaction costs or have tax consequences. To the extent that a large shareholder (including a fund of funds or 529 college savings plan) invests in the fund, the fund may experience relatively large redemptions as such shareholder reallocates its assets. Although the advisor seeks to minimize the impact of such transactions where possible, the fund's performance may be adversely affected.

At any given time your shares may be worth less than the price you paid for them. In other words, it is possible to lose money by investing in the fund.

## **Government Bond Fund**

### **What is the fund's investment objective?**

The fund seeks high current income.

### **What are the fund's principal investment strategies?**

Under normal market conditions, the fund invests at least 80% of its net assets in U.S. government debt securities, including U.S. Treasury securities and other securities issued or guaranteed by the U.S. government and its agencies and instrumentalities. The fund may change this 80% policy only upon 60 days' prior written notice to shareholders.

The fund may purchase securities in a number of different ways to seek higher rates of return. For example, by using when-issued and forward commitment transactions, the fund may purchase securities, including mortgage dollar rolls, in advance to generate additional income. The fund may commit up to 35% of its total assets to when-issued or forward commitment agreements.

The fund may invest in derivative instruments such as options, futures contracts, options on futures contracts, and swap agreements, or in mortgage- or asset-backed securities, provided that such investments are in keeping with the fund's investment objective.

The portfolio managers monitor the weighted average maturity of Government Bond. The managers seek to adjust this weighted average maturity as appropriate, taking into account market conditions and other relevant factors.

When determining whether to sell a security, the portfolio managers consider, among other things, current and anticipated changes in interest rates, current valuation relative to alternatives in the market, general market conditions and any other factors deemed relevant by the portfolio managers.

The fund may engage in active and frequent trading of portfolio securities to achieve its principal investment strategies. A higher portfolio turnover rate may indicate higher transaction costs and may affect the fund's performance. Higher portfolio turnover also may result in the realization and distribution of capital gains, including short-term capital gains.

In the event of exceptional market or economic conditions, the fund may take temporary defensive positions that are inconsistent with the fund's principal investment strategies. To the extent the fund assumes a defensive position, it may not achieve its investment objective.

A description of the policies and procedures with respect to the disclosure of the fund's portfolio securities is available in the statement of additional information.

### **What are the principal risks of investing in the fund?**

When interest rates change, the fund's share value will be affected. Generally, when interest rates rise, the fund's share value will decline. The opposite is true when interest rates decline. The degree to which interest rate changes affect fund performance varies and is related to the weighted average maturity of the fund. For example, when interest rates rise, you can expect the share value of a long-term bond fund to fall more than that of a short-term bond fund. When rates fall, the opposite is true. This interest rate risk is higher for Government Bond than for funds that have shorter weighted average maturities, such as money market funds and short-term bond funds. A period of rising interest rates may negatively affect the fund's performance.

Government Bond invests in mortgage-backed securities. When homeowners refinance their mortgages to take advantage of declining interest rates, their existing mortgages are prepaid. The mortgages, which back the securities purchased by Government Bond, may be prepaid in this fashion. When this happens, the fund will be required to purchase new securities at current market rates, which will usually be lower. Because of this prepayment risk, the fund may benefit less from declining interest rates than funds with similar maturities. Conversely, an issuer may exercise its right to pay principal on an obligation held by the fund later than expected (extend the obligation) especially in periods of rising interest rates. These events may lengthen weighted average maturity and potentially reduce the value of these securities.

The use of derivative instruments involves risks different from, or possibly greater than, the risks associated with investing directly in securities and other traditional instruments. Derivatives are subject to a number of risks including, liquidity, interest rate, market, and credit risk. They also involve the risk of mispricing or improper valuation, the risk that changes in the value of the derivative may not correlate perfectly with the underlying asset, rate or index, and the risk of default or bankruptcy of the other party to the instrument. Gains or losses involving some futures, options, and other derivatives may be substantial – in part because a relatively small price movement in these securities may result in an immediate and substantial gain or loss for the fund.

The value of the securities owned by the fund may go up and down, sometimes rapidly or unpredictably, due to factors affecting securities markets generally or particular industries, real or perceived adverse economic conditions or investor sentiment generally. Market risks, including political, regulatory, economic and social developments, can affect the value of the fund's investments. Natural disasters, public health emergencies, terrorism and other unforeseeable events may lead to increased market volatility and may have adverse long-term effects on world economies and markets generally.

The fund may need to sell securities at times it would not otherwise do so in order to meet shareholder redemption requests. The fund could experience a loss when selling securities, particularly if the redemption requests are unusually large or frequent, occur

in times of overall market turmoil or declining pricing for the securities sold or when the securities the fund wishes to sell are illiquid. Selling securities to meet such redemption requests also may increase transaction costs or have tax consequences. To the extent that a large shareholder (including a fund of funds or 529 college savings plan) invests in the fund, the fund may experience relatively large redemptions as such shareholder reallocates its assets. Although the advisor seeks to minimize the impact of such transactions where possible, the fund's performance may be adversely affected.

The fund's share value will fluctuate. As a result, it is possible to lose money by investing in the fund. In general, funds that have a higher potential gain have a higher potential loss.

## Short-Term Government Fund

### What is the fund's investment objective?

Short-Term Government seeks high current income while maintaining safety of principal.

### What are the fund's principal investment strategies?

Under normal market conditions, the fund buys short-term debt securities and will invest at least 80% of its net assets in U.S. government securities, including U.S. Treasury securities and other securities issued or guaranteed by the U.S. government and its agencies and instrumentalities. The fund may change this 80% policy only upon 60 days' prior written notice to shareholders. In addition, the fund may invest in **investment-grade** debt securities, including debt securities of U.S. companies, and non-U.S. government mortgage-backed, asset-backed and other fixed-income securities.

*An **investment-grade** security is one that has been rated by an independent rating agency in its top four credit quality categories or determined by the advisor to be of comparable credit quality.*

Under normal market conditions, the portfolio managers maintain a weighted average maturity of three years or less.

The fund may purchase securities in a number of different ways to seek higher rates of return. For example, by using when-issued and forward commitment transactions, the fund may purchase securities, including mortgage dollar rolls, in advance to generate additional income. The fund may commit up to 35% of its total assets to when-issued or forward commitment agreements.

The fund may invest in derivative instruments such as options, futures contracts, options on futures contracts, and swap agreements (including, but not limited to, credit default swap agreements), in mortgage- or asset-backed securities, or in pre-refunded municipal securities, provided that such investments are in keeping with the fund's investment objective.

When determining whether to sell a security, the portfolio managers consider, among other things, current and anticipated changes in interest rates, current valuation relative to alternatives in the market, general market conditions and any other factors deemed relevant by the portfolio managers.

The fund may engage in active and frequent trading of portfolio securities to achieve its principal investment strategies. A higher portfolio turnover rate may indicate higher transaction costs and may affect the fund's performance. Higher portfolio turnover also may result in the realization and distribution of capital gains, including short-term capital gains.

In the event of exceptional market or economic conditions, the fund may take temporary defensive positions that are inconsistent with the fund's principal investment strategies. To the extent the fund assumes a defensive position, it may not achieve its investment objective.

A description of the policies and procedures with respect to the disclosure of the fund's portfolio securities is available in the statement of additional information.

### What are the principal risks of investing in the fund?

When interest rates change, the fund's share value will be affected. Generally, when interest rates rise, the fund's share value will decline. The opposite is true when interest rates decline. The degree to which interest rate changes affect fund performance varies and is related to the weighted average maturity of the fund. For example, when interest rates rise, you can expect the share value of a long-term bond fund to fall more than that of a short-term bond fund. When rates fall, the opposite is true. This interest rate risk is higher for Short-Term Government than for funds that have shorter weighted average maturities, such as money market funds. A period of rising interest rates may negatively affect the fund's performance.

Short-Term Government invests in mortgage-backed and asset-backed securities. When homeowners refinance their mortgages to take advantage of declining interest rates, their existing mortgages are prepaid. The mortgages, which back the mortgage-backed securities purchased by Short-Term Government, may be prepaid in this fashion. Likewise, borrowers may prepay the auto loan, home equity loan or student loan receivables, corporate loans or bonds or other assets underlying the fund's asset-backed securities. When this happens, the fund will be required to purchase new securities at current market rates, which will usually be lower. Because of this prepayment risk, the fund may benefit less from declining interest rates than other short-term funds. Conversely, an issuer may exercise its right to pay principal on an obligation held by the fund later than expected (extend the obligation) especially in periods of rising interest rates. These events may lengthen weighted average maturity and potentially reduce the value of these securities.

The use of derivative instruments involves risks different from, or possibly greater than, the risks associated with investing directly in securities and other traditional instruments. Derivatives are subject to a number of risks including, liquidity, interest rate, market, and credit risk. They also involve the risk of mispricing or improper valuation, the risk that changes in the value of the derivative may not correlate perfectly with the underlying asset, rate or index, and the risk of default or bankruptcy of the other party to the instrument. Gains or losses involving some futures, options, and other derivatives may be substantial – in part because a relatively small price movement in these securities may result in an immediate and substantial gain or loss for the fund.

The value of the securities owned by the fund may go up and down, sometimes rapidly or unpredictably, due to factors affecting securities markets generally or particular industries, real or perceived adverse economic conditions or investor sentiment generally.



Market risks, including political, regulatory, economic and social developments, can affect the value of the fund's investments. Natural disasters, public health emergencies, terrorism and other unforeseeable events may lead to increased market volatility and may have adverse long-term effects on world economies and markets generally.

The fund may need to sell securities at times it would not otherwise do so in order to meet shareholder redemption requests. The fund could experience a loss when selling securities, particularly if the redemption requests are unusually large or frequent, occur in times of overall market turmoil or declining pricing for the securities sold or when the securities the fund wishes to sell are illiquid. Selling securities to meet such redemption requests also may increase transaction costs or have tax consequences. To the extent that a large shareholder (including a fund of funds or 529 college savings plan) invests in the fund, the fund may experience relatively large redemptions as such shareholder reallocates its assets. Although the advisor seeks to minimize the impact of such transactions where possible, the fund's performance may be adversely affected.

At any given time your shares may be worth less than the price you paid for them. In other words, it is possible to lose money by investing in the fund.

# Management

## Who manages the funds?

The Board of Trustees, investment advisor and fund management teams play key roles in the management of the funds.

### The Board of Trustees

The Board of Trustees is responsible for overseeing the advisor's management and operations of the funds pursuant to the management agreement. In performing their duties, Board members receive detailed information about the funds and their advisor regularly throughout the year, and meet at least quarterly with management of the advisor to review reports about fund operations. The trustees' role is to provide oversight and not to provide day-to-day management. More than three-fourths of the trustees are independent of the funds' advisor. They are not employees, directors or officers of, and have no financial interest in, the advisor or any of its affiliated companies (other than as shareholders of American Century Investments funds), and they do not have any other affiliations, positions or relationships that would cause them to be considered "interested persons" under the Investment Company Act of 1940.

### The Investment Advisor

The funds' investment advisor is American Century Investment Management, Inc. (the advisor). The advisor has been managing mutual funds since 1958 and is headquartered at 4500 Main Street, Kansas City, Missouri 64111.

The advisor is responsible for managing the investment portfolios of the funds and directing the purchase and sale of their investment securities. The advisor also arranges for transfer agency, custody and all other services necessary for the funds to operate.

For the services it provides to the funds, the advisor receives a unified management fee based on a percentage of the daily net assets of each class of shares of the funds. The management fee is calculated daily and paid monthly in arrears. Out of each fund's fee, the advisor pays all expenses of managing and operating that fund except brokerage expenses, taxes, interest, fees and expenses of the independent trustees (including legal counsel fees), extraordinary expenses, and expenses incurred in connection with the provision of shareholder services and distribution services under a plan adopted pursuant to Rule 12b-1 under the Investment Company Act of 1940. The difference in unified management fees among each fund's classes is a result of their separate arrangements for non-Rule 12b-1 shareholder services. It is not the result of any difference in advisory or custodial fees or other expenses related to the management of the fund's assets, which do not vary by class. The advisor may pay unaffiliated third parties who provide recordkeeping and administrative services that would otherwise be performed by an affiliate of the advisor.

The percentage rate used to calculate the management fee for each class of shares of a fund is determined daily using a two-component formula that takes into account (i) the daily net assets of the accounts managed by the advisor that are in the same broad investment category as each of the funds (the Category Fee) and (ii) the assets of all funds in the American Century Investments family of funds (the Complex Fee). The statement of additional information contains detailed information about the calculation of the management fee.

For Capital Preservation, the advisor may waive the receipt of a portion of the management fee, or may agree to bear fund expenses, to enhance the fund's yield during periods when fund operating expenses have a significant impact on the fund's yield due to low interest rates or to assist the advisor's efforts to maintain a \$1.00 net asset value per share. Any such fee waiver is voluntary and temporary, and may be revised or terminated at any time by the advisor without notice. There is no guarantee that the fund will maintain a \$1.00 net asset value per share or a positive yield.

*Management Fees Paid by the Funds to the Advisor as a Percentage of Average Net Assets for the Fiscal Year Ended March 31, 2021*

	<i>Investor Class</i>	<i>I Class</i>	<i>A Class</i>	<i>C Class</i>	<i>R Class</i>	<i>R5 Class</i>
Capital Preservation	0.20%	N/A	N/A	N/A	N/A	N/A
Ginnie Mae	0.54%	0.44%	0.54%	0.54%	0.54%	0.34%
Government Bond	0.46%	0.36%	0.46%	0.46%	0.46%	0.26%
Short-Term Government	0.54%	0.44%	0.54%	0.54%	0.54%	0.34%

A discussion regarding the basis for the Board of Trustees' approval of each fund's investment advisory agreement with the advisor is available in each fund's semiannual report to shareholders dated September 30, 2020.

### The Fund Management Teams

The advisor uses teams of portfolio managers and analysts, organized by broad investment categories such as money markets, corporate bonds, government bonds and municipal bonds, in its management of fixed-income funds. Designated portfolio managers serve on the firm's Global Fixed Income Investment Committee, which is responsible for periodically adjusting each fund's dynamic investment parameters based on economic and market conditions. All portfolio managers listed below for Ginnie Mae, Government Bond and Short-Term Government are responsible for security selection and portfolio construction for each fund

within these parameters, as well as compliance with stated investment objectives and cash flow monitoring. Other members of the investment teams provide research and analytical support but generally do not make day-to-day investment decisions for the funds. The individuals listed below are jointly and primarily responsible for the day-to-day management of the funds described in this prospectus.

## **Ginnie Mae**

### **Dan Shiffman**

Mr. Shiffman, Vice President and Senior Portfolio Manager, has served on teams managing fixed-income investments since joining the advisor in 2004. He has a bachelor's degree in social sciences from the University of California – Berkeley and an MBA from the Thunderbird School of Global Management. He is a CFA charterholder.

### **Robert V. Gahagan (Global Fixed Income Investment Committee Representative)**

Mr. Gahagan, Senior Vice President and Senior Portfolio Manager, has served on teams managing fixed-income investments since joining the advisor in 1983. He has a bachelor's degree in economics and an MBA from the University of Missouri – Kansas City.

### **Jesse Singh**

Mr. Singh, Vice President and Portfolio Manager, has served on teams managing fixed-income investments since joining the advisor in 2007 as a senior structured securities analyst. He was promoted to portfolio manager in 2011. He has a bachelor's degree in economics from the University of California – Berkeley and an MBA from the Leonard N. Stern School of Business at New York University. He is a CFA charterholder and a member of the CFA Institute.

### **Peter Van Gelderen**

Mr. Van Gelderen, Vice President and Senior Portfolio Manager, has served on teams managing fixed-income investments since joining the advisor in 2021. Prior to joining American Century Investments, Mr. Van Gelderen was most recently co-head of the structured credit group at Guggenheim Partners from 2013 to 2021. He has a bachelor of arts degree from Duke University and a juris doctorate from Georgetown University Law Center.

## **Government Bond**

### **Short-Term Government**

#### **James E. Platz**

Mr. Platz, Vice President and Portfolio Manager, has served on teams managing fixed-income investments since joining the advisor in 2003. He received a bachelor's degree in history and political economies of industrial societies from the University of California – Berkeley, and an MBA from the University of Southern California. He is a CFA charterholder.

#### **Dan Shiffman**

Mr. Shiffman, Vice President and Senior Portfolio Manager, has served on teams managing fixed-income investments since joining the advisor in 2004. He has a bachelor's degree in social sciences from the University of California – Berkeley and an MBA from the Thunderbird School of Global Management. He is a CFA charterholder.

#### **Robert V. Gahagan (Global Fixed Income Investment Committee Representative)**

Mr. Gahagan, Senior Vice President and Senior Portfolio Manager, has served on teams managing fixed-income investments since joining the advisor in 1983. He has a bachelor's degree in economics and an MBA from the University of Missouri – Kansas City.

#### **Peter Van Gelderen**

Mr. Van Gelderen, Vice President and Senior Portfolio Manager, has served on teams managing fixed-income investments since joining the advisor in 2021. Prior to joining American Century Investments, Mr. Van Gelderen was most recently co-head of the structured credit group at Guggenheim Partners from 2013 to 2021. He has a bachelor of arts degree from Duke University and a juris doctorate from Georgetown University Law Center.

The statement of additional information provides additional information about the accounts managed by the portfolio managers, the structure of their compensation, and their ownership of fund securities.

## **Fundamental Investment Policies**

Shareholders must approve any change to the fundamental investment policies contained in the statement of additional information, as well as any change to the investment objectives of the funds. The Board of Trustees and/or the advisor may change any other policies or investment strategies described in this prospectus or otherwise used in the operation of the fund at any time, subject to applicable notice provisions.

# Investing Directly with American Century Investments

## Services Automatically Available to You

Most accounts automatically have access to the services listed under *Ways to Manage Your Account* when the account is opened. If you have questions about the services that apply to your account type, please call us.

Generally, once your account is established, any registered owner (including those on jointly owned accounts) or any trustee (including those on trust accounts with multiple trustees), or any authorized signer on business accounts with multiple authorized signers, may transact business by any of the methods described below. American Century reserves the right to require all owners or trustees or authorized signers to act together, at our discretion.

## Account Maintenance Fee

If you hold Investor Class shares of any American Century Investments fund, or I Class shares of the American Century Diversified Bond Fund, in an American Century Investments account (i.e., not through a financial intermediary or employer-sponsored retirement plan account), we may charge you a \$25.00 annual account maintenance fee if the value of those shares is less than \$10,000. We will determine the amount of your total eligible investments once per year, generally the last Friday in October. If the value of those investments is less than \$10,000 at that time, we will automatically redeem shares in one of your accounts to pay the \$25.00 fee as soon as administratively possible. Please note that you may incur tax liability as a result of the redemption. In determining your total eligible investment amount, we will include your investments in all **personal accounts** (including American Century Investments brokerage accounts) registered under your Social Security number. We will not charge the fee as long as you choose to manage your accounts exclusively online. You may enroll for exclusive online account management by visiting [americancentury.com](http://americancentury.com). Regardless of whether you manage your account online, you may request a paper copy of the prospectus, statement of additional information, or annual report free of charge.

*Personal accounts include individual accounts, joint accounts, UGMA/UTMA accounts, personal trusts, Coverdell Education Savings Accounts, IRAs (including traditional, Roth, Rollover, SEP-, SARSEP- and SIMPLE-IRAs), and certain other retirement accounts. If you have only business, business retirement, employer-sponsored or American Century Investments brokerage accounts, you are currently not subject to this fee, but you may be subject to other fees.*

## Wire Purchases

**Current Investors:** If you would like to make a wire purchase into an existing account, your bank will need the following information. (To invest in a new fund, please call us first to set up the new account.)

- American Century Investments bank information: Commerce Bank N.A., Routing No. 101000019, Account No. 2804918
- Your American Century Investments account number and fund name
- Your name
- The contribution year (for IRAs only)
- Dollar amount

**New Investors:** To make a wire purchase into a new account, please complete an application or call us prior to wiring money.

## Ways to Manage Your Account

### ONLINE

[americancentury.com](http://americancentury.com)

**Open an account:** If you are a current or new investor, you can open an account by completing and submitting our online application. Current investors also can open an account by exchanging shares from another American Century Investments account with an identical registration.

**Exchange shares:** Exchange shares from another American Century Investments account with an identical registration.

**Make additional investments:** Make an additional investment into an established American Century Investments account. If we do not have your bank information, you can add it.

**Sell shares\*:** Redeem shares and choose whether the proceeds are electronically transferred to your authorized bank account or sent by check to your address of record.

\* Online redemptions up to \$25,000 per day per account.

## **IN PERSON**

If you prefer to handle your transactions in person, visit one of our Investor Centers and a representative can help you open an account, make additional investments, and sell or exchange shares.

- 4500 Main Street, Kansas City, MO — 8 a.m. to 5 p.m., Monday – Friday
- 4917 Town Center Drive, Leawood, KS — 8 a.m. to 5 p.m., Monday – Friday

## **BY TELEPHONE**

**Investor Services Representative:** 1-800-345-2021

**Business, Not-For-Profit and Employer-Sponsored Retirement Plans:** 1-800-345-3533

**Automated Information Line:** 1-800-345-8765

**Open an account:** If you are a current investor, you can open an account by exchanging shares from another American Century Investments account with an identical registration.

**Exchange shares:** Call or use our Automated Information Line (available only to Investor Class shareholders).

**Make additional investments:** Call or use our Automated Information Line if you have authorized us to invest from your bank account. The Automated Information Line is available only to Investor Class shareholders.

**Sell shares:** Call or use our Automated Information Line. The Automated Information Line redemptions are up to \$25,000 per day per account and are available for Investor Class shareholders only.

## **BY MAIL OR FAX**

**Mail Address:** P.O. Box 419200, Kansas City, MO 64141-6200 — **Fax:** 1-888-327-1998

**Open an account:** Send a signed, completed application and check or money order payable to American Century Investments.

**Exchange shares:** Send written instructions to exchange your shares from one American Century Investments account to another with an identical registration.

**Make additional investments:** Send your check or money order for at least \$50 with an investment slip. If you don't have an investment slip, include your name, address and account number on your check or money order.

**Sell shares:** Send written instructions or a redemption form to sell shares. Call a Service Representative to request a form.

## **AUTOMATICALLY**

**Open an account:** Not available.

**Exchange shares:** Send written instructions to set up an automatic exchange of your shares from one American Century Investments account to another with an identical registration.

**Make additional investments:** With the automatic investment service, you can purchase shares on a regular basis. You must invest at least \$50 per month per account.

**Sell shares:** You may sell shares automatically by establishing a systematic redemption plan.

**See *Additional Policies Affecting Your Investment* for more information about investing with us.**

# Investing Through a Financial Intermediary

The funds may be purchased by participants in employer-sponsored retirement plans or through *financial intermediaries* that provide various administrative and distribution services.

*Financial intermediaries* include banks, broker-dealers, insurance companies, plan sponsors and financial professionals.

Although each class of a fund's shares represents an interest in the same fund, each has a different cost structure, as described below. Which class is right for you depends on many factors, including how long you plan to hold the shares, how much you plan to invest, the fee structure of each class, and how you wish to compensate your financial professional for the services provided to you. Your financial professional can help you choose the option that is most appropriate.

## Investor Class

Investor Class shares are available for purchase without sales charges or commissions but may be subject to account or transaction fees if purchased through financial intermediaries. These shares are available to investors in retail brokerage accounts, broker-dealer-sponsored fee-based advisory accounts, other advisory accounts where fees are charged, and employer-sponsored retirement plans.

## I Class

I Class shares are available for purchase without sales charges or commissions by endowments, foundations, large institutional investors and financial intermediaries.

## A Class

A Class shares are available for purchase through broker-dealers and other financial intermediaries. These shares carry an initial sales charge and an ongoing distribution and service (12b-1) fee that is used to compensate your financial professional. See *Calculation of Sales Charges* below for commission amounts received by financial professionals on the purchase of A Class shares. The sales charge decreases with the size of the purchase, and may be reduced or eliminated in certain situations. See *Reductions and Waivers of Sales Charges for A Class* and *CDSC Waivers* below for a full description of the breakpoints, reductions and waivers that may be available through financial intermediaries in certain types of accounts or products.

## C Class

C Class shares are available for purchase through broker-dealers and other financial intermediaries. These shares do not have an initial sales charge but carry an ongoing distribution and service (12b-1) fee. Except as noted below, the commission paid to your financial professional for purchases of C Class shares is 1.00% of the amount invested, and the shares have a contingent deferred sales charge (CDSC) when redeemed within one year of purchase. Your financial professional does not receive the distribution and service (12b-1) fee until the CDSC period has expired (it is retained by the distributor). See *CDSC Waivers* below for a full description of the waivers that may be available. C Class shares automatically convert to A Class shares 8 years after purchase.

## R Class

R Class shares do not carry a sales charge or commission, but they have an ongoing distribution and service (12b-1) fee. R Class shares are available for purchase through certain employer-sponsored retirement plans. R Class shares also may be available for certain other accounts through financial intermediaries who have an agreement with us to offer the R Class in certain products. Additionally, IRA accounts in R Class shares established through financial intermediaries prior to August 1, 2006, may make additional purchases. With respect to purchases through financial intermediaries, R Class shares are not available in the following types of employer-sponsored retirement plans: SEP IRAs, SIMPLE IRAs or SARSEPs, except that investors in such plans with accounts in R Class shares established prior to March 1, 2009, may make additional purchases, and certain intermediaries may have agreements with us to offer R Class shares in such plans as described above.

## R5 Class

R5 Class shares are available for purchase without sales charges or commissions by participants in certain employer-sponsored retirement plans. Beginning April 10, 2017, R5 Class shares may be purchased or redeemed only through employer-sponsored retirement plans where a financial intermediary provides retirement recordkeeping services to plan participants. Accounts in R5 Class shares opened prior to April 10, 2017 remain eligible for the R5 Class.

## Calculation of Sales Charges

The information regarding sales charges provided herein is included free of charge and in a clear and prominent format at [americancentury.com](http://americancentury.com) in the *Investors Using Advisors* and *Investment Professionals* portions of the website. From the description of A or C Class shares, a hyperlink will take you directly to this disclosure.

The availability of the sales charge reductions and waivers discussed below will depend upon whether you purchase your shares directly from the fund or through a financial intermediary. Intermediaries may have different policies and procedures regarding the

availability of these reductions or waivers. Please refer to *Appendix A* for information provided by certain financial intermediaries regarding their sales charge waiver or discount policies that are applicable to investors transacting in fund shares through such financial intermediary.

## A Class

A Class shares are sold at their offering price, which is net asset value plus an initial sales charge. This sales charge varies depending on the amount of your investment, and is deducted from your purchase before it is invested. The sales charges and the amounts paid to your financial professional for Ginnie Mae and Government Bond are:

<i>Purchase Amount</i>	<i>Sales Charge as a % of Offering Price</i>	<i>Sales Charge as a % of Net Amount Invested</i>	<i>Dealer Commission as a % of Offering Price</i>
Less than \$100,000	4.50%	4.71%	4.00%
\$100,000 - \$249,999	3.50%	3.63%	3.00%
\$250,000 - \$499,999	2.50%	2.56%	2.00%
\$500,000 - \$999,999	2.00%	2.04%	1.75%
\$1,000,000 - \$3,999,999	0.00%	0.00%	0.75%
\$4,000,000 - \$9,999,999	0.00%	0.00%	0.50%
\$10,000,000 or more	0.00%	0.00%	0.25%

The sales charges and the amounts paid to your financial professional for Short-Term Government are:

<i>Purchase Amount</i>	<i>Sales Charge as a % of Offering Price</i>	<i>Sales Charge as a % of Net Amount Invested</i>	<i>Dealer Commission as a % of Offering Price</i>
Less than \$100,000	2.25%	2.30%	2.00%
\$100,000 - \$249,999	1.75%	1.78%	1.50%
\$250,000 - \$499,999	1.50%	1.52%	1.25%
\$500,000 - \$3,999,999	0.00%	0.00%	0.75%
\$4,000,000 - \$9,999,999	0.00%	0.00%	0.50%
\$10,000,000 or more	0.00%	0.00%	0.25%

There is no front-end sales charge for purchases of \$1,000,000 or more for all funds other than Short-Term Government, and purchases of \$500,000 or more for Short-Term Government, but if you redeem your shares within one year of purchase you will pay a deferred sales charge of 1.00% of the lower of the original purchase price or the current market value at redemption, subject to the exceptions listed below. No sales charge applies to reinvested dividends. No dealer commission will be paid to your financial professional for purchases by certain employer-sponsored retirement plans. For this purpose, employer-sponsored retirement plans do not include SEP IRAs, SIMPLE IRAs or SARSEPs.

## Reductions and Waivers of Sales Charges for A Class

You may qualify for a reduction or waiver of certain sales charges, but you or your financial professional must provide certain information, including the account numbers of any accounts to be aggregated, to American Century Investments at the time of purchase in order to take advantage of such reduction or waiver. If you hold assets among multiple intermediaries, it is your responsibility to inform your intermediary and/or American Century Investments at the time of purchase of any accounts to be aggregated.

You and your immediate family (which includes your spouse or domestic partner and children, step-children, parents or step-parents of you, your spouse or domestic partner) may combine investments in any share class of any American Century Investments fund (excluding certain assets in money market accounts, but including account assets invested in Qualified Tuition Programs under Section 529) to reduce your A Class sales charge in the following ways:

*Account Aggregation.* Investments made by you and your immediate family may be aggregated at each account's current market value if made for your own account(s) and/or certain other accounts, such as:

- Certain trust accounts
- Solely controlled business accounts
- Single-participant retirement plans
- Endowments or foundations established and controlled by you or an immediate family member

For purposes of aggregation, only investments made through individual-level accounts may be combined. Assets held in multiple participant employer-sponsored retirement plans may be aggregated at a plan level.

*Concurrent Purchases.* You may combine simultaneous purchases in any share class of any American Century Investments fund to qualify for a reduced A Class sales charge.

*Rights of Accumulation.* You may take into account the current value of your existing holdings, less any commissionable shares in the money market funds, in any share class of any American Century Investments fund to qualify for a reduced A Class sales charge.

*Letter of Intent.* A Letter of Intent allows you to combine all purchases of any share class of any American Century Investments fund you intend to make over a 13-month period to determine the applicable sales charge, except for purchases in the A or C Class of money market funds. At your request, existing holdings may be combined with new purchases and sales charge amounts may be adjusted for purchases made within 90 days prior to our receipt of the Letter of Intent. Capital appreciation, capital gains and reinvested dividends earned during the Letter of Intent period do not apply toward its completion. A portion of your account will be held in escrow to cover additional A Class sales charges that will be due if your total investments over the 13-month period do not qualify for the applicable sales charge reduction.

*Waivers for Certain Investors.* The sales charge on A Class shares may be waived for:

- Purchases by registered representatives and other employees of certain financial intermediaries (and their immediate family members, which includes their spouse or domestic partner and children, step-children, parents or step-parents of them, their spouse or domestic partner)
- Broker-dealer sponsored wrap program accounts and/or fee-based accounts maintained for clients of certain financial intermediaries who have entered into selling agreements with American Century Investments
- Purchases in accounts of financial intermediaries that have entered into a selling agreement with American Century Investments that allows for the waiver of the sales charge in brokerage accounts that may or may not charge a transaction fee
- Current officers, directors and employees of American Century Investments
- Certain group employer-sponsored retirement plans, where plan level or omnibus accounts are held with the fund, or shares are purchased by certain retirement plans that are part of a retirement plan or platform offered by banks, broker dealers, financial advisors or insurance companies, or serviced by retirement recordkeepers. For purposes of this waiver, employer-sponsored retirement plans do not include SEP IRAs, SIMPLE IRAs or SARSEPs. However, SEP IRA, SIMPLE IRA or SARSEP retirement plans that (i) held shares of an A Class fund prior to March 1, 2009 that received sales charge waivers or (ii) held shares of an Advisor Class fund that was renamed A Class on March 1, 2010, may permit additional purchases by new and existing participants in A Class shares without an initial sales charge. Refer to *Buying and Selling Fund Shares* in the statement of additional information
- Purchases of additional shares in accounts that held shares of an Advisor Class fund that was renamed A Class on either September 4, 2007, December 3, 2007 or March 1, 2010. However if you close your account or if you transfer your account to another financial intermediary, future purchases of A Class shares of a fund may not receive a sales charge waiver.

An investor who receives a sales charge waiver for purchases of fund shares through a financial intermediary may become ineligible to receive such waiver if the nature of the investor's relationship with and/or the services it receives from the financial intermediary changes. Please consult with your financial professional for further details.

## **C Class**

C Class shares are sold at their net asset value without an initial sales charge. If you purchase shares through a financial intermediary who receives a commission from the fund's distributor on the purchase and redeem your shares within 12 months of purchase, you will pay a CDSC of 1.00% of the original purchase price or the current market value at redemption, whichever is less. The purpose of the CDSC is to permit the fund's distributor to recoup all or a portion of the up-front payment made to your financial professional. There is no CDSC on shares acquired through reinvestment of dividends or capital gains.

American Century Investments generally limits purchases of C Class shares to investors whose aggregate investments in American Century Investments funds are less than \$1,000,000. However, it is your responsibility to inform your financial intermediary and/or American Century Investments at the time of purchase of any accounts to be aggregated, including investments in any share class of any American Century Investments fund (excluding certain assets in money market accounts, but including account assets invested in Qualified Tuition Programs under Section 529) in accounts held by you and your immediate family members (which includes your spouse or domestic partner and children, step-children, parents or step-parents of you, your spouse or domestic partner). Once you reach this limit, you should work with your financial intermediary to determine what share class is most appropriate for additional purchases.

C Class shares automatically convert to A Class shares after being held for 8 years. The automatic conversion will be executed in the month following the 8-year anniversary of the purchase date for such C Class shares without any sales charge, fee or other charges. The conversion from C Class shares is not considered a taxable event for Federal income tax purposes. After the conversion, shares will be subject to all features and expenses of A Class shares.



## Calculation of Contingent Deferred Sales Charge (CDSC)

To minimize the amount of the CDSC you may pay when you redeem shares, the fund will first redeem shares acquired through reinvested dividends and capital gain distributions, which are not subject to a CDSC. Shares that have been in your account long enough that they are not subject to a CDSC are redeemed next. For any remaining redemption amount, shares will be sold in the order they were purchased (earliest to latest).

## CDSC Waivers

Any applicable CDSC for A or C Classes may be waived in the following cases:

- redemptions through systematic withdrawal plans not exceeding annually 12% of the lesser of the original purchase cost or current market value for A and C Class shares
- redemptions through employer-sponsored retirement plans. For this purpose, employer-sponsored retirement plans do not include SEP IRAs, SIMPLE IRAs or SARSEPs.
- distributions from IRAs due to attainment of age 59½ for A Class shares and for C Class shares
- required minimum distributions from retirement accounts due to the shareholder reaching the qualified age based on applicable IRS regulations
- tax-free returns of excess contributions to IRAs
- redemptions due to death or post-purchase disability
- exchanges, unless the shares acquired by exchange are redeemed within the original CDSC period
- IRA Rollovers from any American Century Investments fund held in an employer-sponsored retirement plan, for A Class shares only
- if no dealer commission was paid to the financial intermediary on the purchase for any other reason

## Reinstatement Privilege

Within 90 days of a redemption, dividend payment or capital gains distribution of any A or B Class shares, you may reinvest all or a portion of the proceeds in A Class shares of any American Century Investments fund at the then-current net asset value without paying an initial sales charge. At your request, any CDSC you paid on an A Class redemption that you are reinvesting will be credited to your account. You may use the privilege only once per account. This privilege may only be invoked by the original account owner to reinvest shares in an account with the same registration as the account from which the redemption or distribution originated. This privilege does not apply to systematic or automatic transactions, including, for example, automatic purchases, withdrawals and payroll deductions. If you wish to use this reinvestment privilege, you or your financial professional must provide written notice to American Century Investments.

## Employer-Sponsored Retirement Plans

Certain group employer-sponsored retirement plans that hold a single account for all plan participants with the fund, or that are part of a retirement plan or platform offered by banks, broker-dealers, financial advisors or insurance companies, or serviced by retirement recordkeepers are eligible to purchase Investor, A, C, R and R5 Class shares. Employer-sponsored retirement plans are not eligible to purchase I Class shares. For more information regarding employer-sponsored retirement plan types, please refer to *Buying and Selling Fund Shares* in the statement of additional information. A and C Class purchases are available at net asset value with no dealer commission paid to the financial professional, and do not incur a CDSC. A, C and R Class shares purchased in employer-sponsored retirement plans are subject to applicable distribution and service (12b-1) fees, which the financial intermediary begins receiving immediately at the time of purchase. American Century does not impose minimum initial investment amount, plan size or participant number requirements by class for employer-sponsored retirement plans; however, financial intermediaries or plan recordkeepers may require plans to meet different requirements.

## Exchanging Shares

You may exchange shares of the fund for shares of the same class of another American Century Investments fund without a sales charge if you meet the following criteria:

- The exchange is for a minimum of \$100
- For an exchange that opens a new account, the amount of the exchange must meet or exceed the minimum account size requirement for the fund receiving the exchange

For purposes of computing any applicable CDSC on shares that have been exchanged, the holding period will begin as of the date of purchase of the original fund owned. Exchanges from a money market fund are subject to a sales charge on the fund being purchased, unless the money market fund shares were acquired by exchange from a fund with a sales charge or by reinvestment of dividends or capital gains distributions.

## **Moving Between Share Classes and Accounts**

You may move your investment between share classes (within the same fund or between different funds) in certain circumstances deemed appropriate by American Century Investments. You also may move investments held in certain accounts to a different type of account if you meet certain criteria. Please contact your financial professional for more information about moving between share classes or account types.

## **Buying and Selling Shares through a Financial Intermediary**

Your ability to purchase, exchange, redeem and transfer shares will be affected by the policies of the financial intermediary through which you do business. Some policy differences may include

- minimum investment requirements
- exchange policies
- fund choices
- cutoff time for investments
- trading restrictions

In addition, your financial intermediary may charge a transaction fee for the purchase or sale of fund shares. Those charges are retained by the financial intermediary and are not shared with American Century Investments or the fund. Please contact your financial intermediary or plan sponsor for a complete description of its policies. Copies of the funds' annual report, semiannual report and statement of additional information are available from your financial intermediary or plan sponsor.

The funds have authorized certain financial intermediaries to accept orders on the funds' behalf. American Century Investments has selling agreements with these financial intermediaries requiring them to track the time investment orders are received and to comply with procedures relating to the transmission of orders. Orders must be received by the financial intermediary on the funds' behalf before the time the net asset value is determined in order to receive that day's share price. If those orders are transmitted to American Century Investments and paid for in accordance with the selling agreement, they will be priced at the net asset value next determined after your request is received in the form required by the financial intermediary.

If you submit a transaction request through a financial intermediary that does not have a selling agreement with us, or if the financial intermediary's selling agreement does not cover the type of account or share class requested, we may reject or cancel the transaction without prior notice to you or the intermediary.

Investor and I Class shares may also be available on brokerage platforms of financial intermediaries that have agreements with American Century Investments to offer such shares solely when acting as an agent for the shareholder. A shareholder transacting in Investor or I Class shares in these programs may be required to pay a commission and/or other forms of compensation to the broker. Shares of the fund are available in other share classes that have different fees and expenses.

**See *Additional Policies Affecting Your Investment* for more information about investing with us.**

# Additional Policies Affecting Your Investment

## Eligibility for Investor Class Shares

The funds' Investor Class shares are available for purchase directly from American Century Investments and through the following types of products, programs or accounts offered by financial intermediaries:

- self-directed accounts on transaction-based platforms that may or may not charge a transaction fee
- employer-sponsored retirement plans
- broker-dealer sponsored fee-based wrap programs or other fee-based advisory accounts
- insurance products and bank/trust products where fees are being charged

The funds reserve the right, when in the judgment of American Century Investments it is not adverse to the funds' interest, to permit all or only certain types of investors to open new accounts in the funds, to impose further restrictions, or to close the funds to any additional investments, all without notice.

## Minimum Initial Investment Amounts for Investor, A, C and R Classes

Unless otherwise specified below, the minimum initial investment amount to open an account is \$2,500. However, American Century Investments will waive the fund minimum if you make an initial investment of at least \$500 and continue to make automatic investments of at least \$100 a month until reaching the fund minimum. Investors opening accounts through financial intermediaries may open an account with \$250, but the financial intermediaries may require their clients to meet different investment minimums. See *Investing Through a Financial Intermediary* for more information.

Broker-dealer sponsored wrap program accounts and/or fee-based advisory accounts	No minimum
Coverdell Education Savings Account (CESA) and IRAs	\$1,000 <sup>1</sup>
Employer-sponsored retirement plans	No minimum

<sup>1</sup> The minimum initial investment for shareholders investing through financial intermediaries is \$250. Financial intermediaries may have different minimums for their clients.

## Subsequent Purchases

There is a \$50 minimum for subsequent purchases. See *Ways to Manage Your Account* for more information about making additional investments directly with American Century Investments. However, there is no subsequent purchase minimum for financial intermediaries or employer-sponsored retirement plans, but financial intermediaries may require their clients to meet different subsequent purchase requirements.

## Eligibility for I Class Shares

The I Class shares are made available for purchase by individuals and large institutional shareholders such as bank trust departments, corporations, endowments, foundations and financial advisors that meet the fund's minimum investment requirements.

## Minimum Initial Investment Amounts for I Class

The minimum initial investment amount is generally \$5 million (\$3 million for endowments and foundations) per fund. If you invest with us through a financial intermediary, this requirement may be met if your financial intermediary aggregates your investments with those of other clients into a single group, or omnibus, account that meets the minimum. The minimum investment requirement may be waived if you have an aggregate investment in our family of funds of \$10 million or more (\$5 million for endowments and foundations). This includes accounts held directly with American Century and those held through a financial intermediary. American Century Investments also may waive the minimum initial investment in other situations it deems appropriate.

American Century Investments may permit an intermediary to waive the initial minimum per shareholder as provided in *Buying and Selling Fund Shares* in the statement of additional information.

## Eligibility for R5 Class Shares

The funds' R5 Class shares are generally available only through employer-sponsored retirement plans where a financial intermediary provides retirement recordkeeping services to plan participants. To be eligible, plan level or omnibus accounts must be held on the books of the fund.

R5 shares are not available to retail accounts, traditional or Roth IRAs, SEP IRAs, SIMPLE IRAs, SARSEPs or Coverdell education savings accounts. However, accounts in R5 Class shares opened prior to April 10, 2017, remain eligible for the R5 Class.

## **Minimum Initial Investment Amounts for R5 Class**

There is no minimum initial amount or subsequent investment amount for R5 Class shares, but financial intermediaries or plan recordkeepers may require plans to meet different investment minimums.

## **Redemptions**

Your redemption proceeds will be calculated using the net asset value (NAV) next determined after we receive your transaction request in good order. If you sell C, or in certain cases, A Class shares, you may pay a sales charge depending on how long you have held your shares, as described above.

Generally, we expect to remit your redemption proceeds to you one business day after we process your transaction. However, we reserve the right to delay delivery of redemption proceeds up to seven days. For example, each time you make an investment with American Century Investments, there is a seven-day holding period before we will release redemption proceeds from those shares, unless you provide us with satisfactory proof that your purchase funds have cleared. For funds with CheckWriting privileges, we will not honor checks written against shares subject to this seven-day holding period. Investments by wire generally require only a one-day holding period. If you change your address, we may require that any redemption request made within seven days be submitted in writing and be signed by all authorized signers with their signatures guaranteed. We may also require a signature guarantee for redemptions in other situations, as described below. If you change your bank information, we may impose a seven-day holding period before we will transfer or wire redemption proceeds to your bank. Please remember, if you request redemptions by wire, \$10 will be deducted from the amount redeemed. Your bank also may charge a fee.

Additionally, if you are age 65 or older, or if we have reason to believe you have a mental or physical impairment that renders you unable to protect your own interest, we may temporarily delay the disbursement of redemption proceeds from your account if we believe that you have been the victim of actual or attempted financial exploitation. This temporary delay will be for an initial period of no more than 15 business days while we conduct an internal review of the facts and circumstances of the suspected financial exploitation. If our internal review supports our belief that actual or attempted financial exploitation has occurred or is occurring, we may extend the hold for up to 10 additional business days. At the expiration of the additional hold time, if we have not confirmed that exploitation has occurred, the proceeds will be released to you.

Under normal market conditions, each fund generally meets redemption requests through its holdings of cash or cash equivalents or by selling portfolio securities. However, we reserve the right to honor certain redemptions with securities, rather than cash, as described in the next section. Additionally, each fund may consider interfund lending to meet redemption requests. The funds are more likely to use these other methods to meet large redemption requests or during times of market stress.

## **Special Requirements for Large Redemptions**

If, during any 90-day period, you redeem fund shares worth more than \$250,000 (or 1% of the value of a fund's assets if that amount is less than \$250,000), we reserve the right to pay part or all of the redemption proceeds in excess of this amount in readily marketable securities instead of in cash. To the extent practicable, these securities will represent your pro rata share of the fund's securities.

For Capital Preservation Fund, we will value these securities utilizing the current market price of the holding on the date of the redemption. The current market price will be based off of prices obtained from the independent pricing service approved by the fund's board. For the other funds, we will value these securities in the same manner as we do in computing the fund's net asset value. We may provide these securities in lieu of cash without prior notice. Also, if payment is made in securities, you may have to pay brokerage or other transaction costs to convert the securities to cash. These securities remain subject to market risk until sold, and you may incur capital gains and/or losses when you sell the securities.

If your redemption would exceed this limit and you would like to avoid being paid in securities, please provide us with an unconditional instruction to redeem at least 15 days prior to the date on which the redemption transaction is to occur. The instruction must specify the dollar amount or number of shares to be redeemed and the date of the transaction. This minimizes the effect of the redemption on a fund and its remaining investors.

## **Redemption of Shares in Accounts Below Minimum**

If your account balance falls below the minimum initial investment amount for any reason, or if you cancel your automatic monthly investment plan prior to reaching the fund minimum, American Century Investments reserves the right to redeem the shares in the account and send the proceeds to your address of record. Prior to doing so, we will notify you and give you 60 days to meet the minimum or reinstate your automatic monthly investment plan. Please note that shares redeemed in this manner may be subject to a sales charge if held less than the applicable time period. You also may incur tax liability as a result of the redemption. For I Class shares, we reserve the right to convert your shares to Investor Class shares of the same fund. The Investor Class shares have a unified management fee that is 0.10 percentage points higher than the I Class.

## **Small Distributions and Uncashed Distribution Checks**

Generally, dividends and distributions cannot be paid by check for an amount less than \$50. Any such amount will be automatically reinvested in additional shares. The funds reserve the right to reinvest any dividend or distribution amount you elect

to receive by check if your check is returned as undeliverable or if you do not cash your check within six months. Interest will not accrue on the amount of your uncashed check. We will reinvest your check into your account at the NAV on the day of reinvestment. When reinvested, those amounts are subject to the risk of loss like any other fund investment. We also reserve the right to change your election to receive dividends and distributions in cash after a check is returned undeliverable or uncashed for the six month period, and we may automatically reinvest all future dividends and distributions at the NAV on the date of the payment.

## **Signature Guarantees**

A signature guarantee — which is different from a notarized signature — is a warranty that the signature presented is genuine. We may require a signature guarantee for the following transactions.

- Your redemption or distribution check or automatic redemption is made payable to someone other than the account owners;
- Your redemption proceeds or distribution amount is sent by EFT (ACH or wire) to a destination other than your personal bank account;
- You are transferring ownership of an account over \$100,000;
- You change your address and request a redemption over \$100,000 within seven days;
- You request proceeds from redemptions, dividends, or distributions be sent to an address or financial institution differing from those on record; or
- You make a redemption or other transaction request via telephone, and we are unable to verify your identity.

We reserve the right to require a signature guarantee for other transactions, or we may employ other security measures, such as signature comparison or notarized signature, at our discretion.

## **Canceling a Transaction**

American Century Investments will use its best efforts to honor your request to revoke a transaction instruction if your revocation request is received prior to the close of trading on the New York Stock Exchange (NYSE) (generally 4 p.m. Eastern time) on the trade date of the transaction. Once processing has begun, or the NYSE has closed on the trade date, the transaction can no longer be canceled. Each fund reserves the right to suspend the offering of shares for a period of time and to reject any specific investment (including a purchase by exchange). Additionally, we may refuse a purchase if, in our judgment, it is of a size that would disrupt the management of a fund.

## **Frequent Trading Practices**

Frequent trading and other abusive trading practices may disrupt portfolio management strategies and harm fund performance. If the cumulative amount of frequent trading activity is significant relative to a fund's net assets, the fund may incur trading costs that are higher than necessary as securities are first purchased then quickly sold to meet the redemption request. In such case, the fund's performance could be negatively impacted by the increased trading costs created by frequent trading if the additional trading costs are significant.

Because of the potentially harmful effects of abusive trading practices, the funds' Board of Trustees has approved American Century Investments' abusive trading policies and procedures, which are designed to reduce the frequency and effect of these activities in our funds. These policies and procedures include monitoring trading activity, imposing trading restrictions on certain accounts and using fair value pricing when current market prices are not readily available. Although these efforts are designed to discourage abusive trading practices, they cannot eliminate the possibility that such activity will occur. American Century Investments seeks to exercise its judgment in implementing these tools to the best of its ability in a manner that it believes is consistent with shareholder interests.

For money market funds, American Century Investments anticipates that shareholders will purchase and sell shares frequently because these funds are designed to offer investors a liquid investment. Accordingly, American Century Investments has determined that it is not necessary to monitor trading activity or impose trading restrictions on money market fund shares and these funds accommodate frequent trading. However, we reserve the right, in our sole discretion, to modify monitoring and other practices as necessary to deal with novel or unique abusive trading practices.

For the non-money market funds, American Century Investments uses a variety of techniques to monitor for and detect frequent trading practices. These techniques may vary depending on the type of fund, the class of shares or whether the shares are held directly or indirectly with American Century Investments. They may change from time to time as determined by American Century Investments in its sole discretion. To minimize harm to the funds and their shareholders, we reserve the right to reject any purchase order (including exchanges) from any shareholder we believe has a history of frequent trading or whose trading, in our judgment, has been or may be disruptive to the funds. In making this judgment, we may consider trading done in multiple accounts under common ownership or control.

Currently, for shares held directly with American Century Investments, we may deem the sale of all or a substantial portion of a shareholder's purchase of fund shares to be frequent trading if the sale is made

- within seven days of the purchase, or
- within 30 days of the purchase, if it happens more than once per year.

To the extent practicable, we try to use the same approach for defining frequent trading for shares held through financial intermediaries. American Century Investments reserves the right, in its sole discretion, to identify other trading practices as abusive and to modify its monitoring and other practices as necessary to deal with novel or unique abusive trading practices.

The frequent trading limitations do not apply to the following types of transactions:

- purchases of shares through reinvested distributions (dividends and capital gains);
- redemption of shares to pay fund or account fees;
- CheckWriting redemptions;
- redemptions requested following the death of a registered shareholder;
- transactions through automatic purchase or redemption plans;
- transfers and re-registrations of shares within the same fund;
- shares exchanged from one share class to another within the same fund;
- transactions by 529 college savings plans and funds of funds (however shareholders of American Century's funds of funds are subject to the limitations); and
- reallocation or rebalancing transactions in broker-dealer sponsored fee-based wrap and advisory programs.

For shares held in employer-sponsored retirement plans, generally only participant-directed exchange transactions are subject to the frequent trading restrictions. For this purpose, employer-sponsored retirement plans do not include SEP IRAs, SIMPLE IRAs, or SARSEPs.

In addition, American Century Investments reserves the right to accept purchases and exchanges in excess of the trading restrictions discussed above if it believes that such transactions would not be inconsistent with the best interests of fund shareholders or this policy.

American Century Investments' policies do not permit us to enter into arrangements with fund shareholders that permit such shareholders to engage in frequent purchases and redemptions of fund shares. Due to the complexity and subjectivity involved in identifying abusive trading activity and the volume of shareholder transactions American Century Investments handles, there can be no assurance that American Century Investments' efforts will identify all trades or trading practices that may be considered abusive. American Century Investments monitors aggregate trades placed in omnibus accounts and works with financial intermediaries to identify shareholders engaging in abusive trading practices and impose restrictions to discourage such practices. Because American Century Investments relies on financial intermediaries to provide information and impose restrictions, our ability to monitor and discourage abusive trading practices in omnibus accounts may be dependent on the intermediaries' timely performance of such duties and restrictions may not be applied uniformly in all cases.

## **Your Responsibility for Unauthorized Transactions**

American Century Investments and its affiliated companies use procedures reasonably designed to confirm that telephone, electronic and other instructions are genuine. These procedures include recording telephone calls, requesting additional identifying information, requiring personalized security codes or other information online, and sending confirmation of transactions. If we follow these procedures, we are not responsible for any losses that may occur due to unauthorized instructions. For transactions conducted over the Internet, we recommend the use of a secure Internet browser. In addition, you should verify the accuracy of your confirmation statements immediately after you receive them.

## **A Note About Mailings to Shareholders**

To reduce the amount of mail you receive from us, we generally deliver a single copy of fund documents (like shareholder reports, proxies and prospectuses) to investors who share an address, even if their accounts are registered under different names. Investors who share an address may also receive account-specific documents (like statements) in a single envelope. If you prefer to receive your documents addressed individually, please call us or your financial professional. For American Century Investments brokerage accounts, please call 1-888-345-2071.

## **Right to Change Policies**

We reserve the right to change any stated investment requirement, including those that relate to purchases, exchanges and redemptions. In accordance with applicable law, we also may alter, add or discontinue any service or privilege. Changes may affect all investors or only those in certain classes or groups. In addition, from time to time we may waive a policy on a case-by-case basis, as the advisor deems appropriate.

# Share Price and Distributions

## Share Price

American Century Investments will price the fund shares you purchase, exchange or redeem based on the **net asset value** (NAV) next determined after your order is received in good order by the fund's transfer agent, or other financial intermediary with the authority to accept orders on the fund's behalf. We determine the NAV of each fund as of the close of regular trading (usually 4 p.m. Eastern time) on the New York Stock Exchange (NYSE) on each day the NYSE is open. On days when the NYSE is closed (including certain U.S. national holidays), we do not calculate the NAV.

*The **net asset value**, or NAV, of each class of the fund is the current value of the class's assets, minus any liabilities, divided by the number of shares of the class outstanding.*

## Money Market Fund

All securities held by Capital Preservation shall be valued using the amortized cost method pursuant to Rule 2a-7 under the Investment Company Act. The securities of a money market fund will also be valued daily using readily available market quotations provided by independent pricing services to facilitate the calculation of the deviation between the fund's market-based NAV per share and the NAV per share of \$1.00.

## Other Funds

Readily available market quotations for fixed income securities shall generally be received from independent pricing services that have been approved by the Board. It is anticipated that such pricing services will generally provide evaluated prices based on accepted industry conventions. Evaluated prices are commonly derived through utilization of market models. Such models take into consideration various market factors and security characteristics. These may include, but are not limited to, the following: trade data, quotations from broker-dealers and active market makers, relevant yield curve and spread data, related sector levels, creditworthiness, trade data or market information on comparable securities and other relevant security specific information. Debt obligations with 60 days or less remaining until maturity may be valued at amortized cost.

If the fund determines that the market price for a portfolio security is not readily available or that the valuation methods mentioned above do not reflect the security's fair value, such security is valued as determined in good faith by the fund's board or its designee, in accordance with procedures adopted by the fund's board. Circumstances that may cause the fund to use alternate procedures to value a security include, but are not limited to:

- a debt security has been declared in default, or
- trading in a security has been halted during the trading day.

If such circumstances occur, the fund will fair value the security if the fair valuation would materially impact the fund's NAV. While fair value determinations involve judgments that are inherently subjective, these determinations are made in good faith in accordance with procedures adopted by the fund's board.

The effect of using fair value determinations is that the fund's NAV will be based, to some degree, on security valuations that the board or its designee believes are fair rather than being solely determined by the market.

With respect to any portion of the fund's assets that are invested in one or more open-end management investment companies that are registered with the SEC (known as registered investment companies), the fund's NAV will be calculated based upon the NAVs of such registered investment companies. These registered investment companies are required by law to explain the circumstances under which they will use fair value pricing and the effects of using fair value pricing in their prospectuses.

Securities and other assets quoted in foreign currencies are valued in U.S. dollars based on the prevailing exchange rates at the time the fund's NAV is determined.

Trading of securities in foreign markets may not take place every day the NYSE is open. Also, trading in some foreign markets and on some electronic trading networks may take place on weekends or holidays when the fund's NAV is not calculated. So, the value of the fund's portfolio may be affected on days when you will not be able to purchase, exchange or redeem fund shares.

## Distributions

Federal tax laws require each fund to make distributions to its shareholders in order to qualify as a regulated investment company. Qualification as a regulated investment company means that a fund should not be subject to state or federal income tax on amounts distributed. The distributions generally consist of dividends and interest received, as well as **capital gains** realized by a fund on the sale of its investment securities.

***Capital gains** are increases in the values of capital assets, such as stocks or bonds, from the time the assets are purchased.*

## **Money Market Fund**

Capital Preservation expects to declare distributions from net income daily. These distributions are paid on the last business day of each month. Distributions are reinvested automatically in additional shares unless you choose another option.

Except as described in the next paragraph, you will begin to participate in fund distributions the next business day after your purchase is effective. If you redeem shares, you will receive the distribution declared for the day you redeem.

You will begin to participate in fund distributions on the day your instructions to purchase are received if you

- notify us of your purchase prior to 11 a.m. Central time AND
- pay for your purchase by bank wire transfer prior to 3 p.m. Central time on the same day.

Also, we will wire your redemption proceeds to you by the end of the business day if you request your redemption before 11 a.m. Central time.

## **Other Funds**

Ginnie Mae, Government Bond and Short-Term Government expect to declare distributions from net income, if any, daily. The distributions are paid on the last business day of each month. Each fund generally pays capital gains distributions, if any, once a year, usually in December. A fund may make more frequent distributions, if necessary, to comply with Internal Revenue Code provisions.

You will participate in fund distributions when they are declared, starting the next business day after your purchase is effective. For example, if you purchase shares on a day that a distribution is declared, you will not receive that distribution. If you redeem shares, you will receive any distribution declared on the day you redeem. If you redeem all shares, we will include any distributions received with your redemption proceeds.

Generally, participants in tax-deferred retirement plans reinvest all distributions. For investors investing through taxable accounts, we will reinvest distributions unless you elect to have dividends and/or capital gains sent to another American Century Investments account, to your bank electronically, or to your home address or to another person or address by check.



# Taxes

Some of the tax consequences of owning shares of the funds will vary depending on whether you own them through a taxable or tax-deferred account. Distributions by the funds of dividend and interest income, capital gains and other income they have generated through their investment activities will generally be taxable to shareholders who hold shares in a taxable account. Tax consequences also may result when investors sell fund shares after the net asset value has increased or decreased.

## Tax-Deferred Accounts

If you purchase fund shares through a tax-deferred account, such as an IRA or a employer-sponsored retirement plan, income and capital gains distributions usually will not be subject to current taxation but will accumulate in your account under the plan on a tax-deferred basis. Likewise, moving from one fund to another fund within a plan or tax-deferred account generally will not cause you to be taxed. For information about the tax consequences of making purchases or withdrawals through a tax-deferred account, please consult your plan administrator, your summary plan description or a tax advisor.

## Taxable Accounts

If you own fund shares through a taxable account, you may be taxed on your investments if the fund makes distributions or if you sell your fund shares.

## Taxability of Distributions

Fund distributions may consist of income, such as dividends and interest earned by a fund from its investments, or capital gains generated by a fund from the sale of its investment securities. Distributions of income are taxed as ordinary income, unless they are designated as **qualified dividend income** and you meet a minimum required holding period with respect to your shares of the fund, in which case distributions of income are taxed at the same rates as long-term capital gains.

***Qualified dividend income** is a dividend received by the fund from the stock of a domestic or qualifying foreign corporation, provided that the fund has held the stock for a required holding period and the stock was not on loan at the time of the dividend.*

The funds do not expect a significant portion of their distributions to be derived from qualified dividend income. The tax character of any distributions from capital gains is determined by how long the fund held the underlying security that was sold, not by how long you have been invested in the fund or whether you reinvest your distributions or take them in cash. Short-term (one year or less) capital gains are taxable as ordinary income. Gains on securities held for more than one year are taxed at the lower rates applicable to long-term capital gains.

If the fund's distributions exceed current and accumulated earnings and profits, such excess will generally be considered a return of capital. A return of capital distribution is generally not subject to tax, but will reduce your cost basis in the fund and result in higher realized capital gains (or lower realized capital losses) upon the sale of fund shares.

For taxable accounts, American Century Investments or your financial intermediary will inform you of the tax character of fund distributions for each calendar year in an annual tax mailing.

If you meet specified income levels, you will also be subject to a 3.8% Medicare contribution tax which is imposed on net investment income, including interest, dividends and capital gains. Distributions also may be subject to state and local taxes. Because everyone's tax situation is unique, you may want to consult your tax professional about federal, state and local tax consequences.

## Taxes on Transactions

Your redemptions — including exchanges to other American Century Investments funds — are subject to capital gains tax. Short-term capital gains are gains on fund shares you held for 12 months or less. Long-term capital gains are gains on fund shares you held for more than 12 months. If your shares decrease in value, their sale or exchange will result in a long-term or short-term capital loss. However, you should note that loss realized upon the sale or exchange of shares held for six months or less will be treated as a long-term capital loss to the extent of any distribution of long-term capital gain to you with respect to those shares. If a loss is realized on the redemption of fund shares, the reinvestment in additional fund shares within 30 days before or after the redemption may be subject to the wash sale rules of the Internal Revenue Code. This may result in a postponement of the recognition of such loss for federal income tax purposes.

If you have not certified to us that your Social Security number or tax identification number is correct and that you are not subject to withholding, we are required to withhold and pay to the IRS the applicable federal withholding tax rate on taxable dividends, capital gains distributions and redemption proceeds.

## Buying a Dividend

Purchasing fund shares in a taxable account shortly before a distribution is sometimes known as buying a dividend. In taxable accounts, you must pay income taxes on the distribution whether you reinvest the distribution or take it in cash. In addition, you

will have to pay taxes on the distribution whether the value of your investment decreased, increased or remained the same after you bought the fund shares.

The risk in buying a dividend is that a fund's portfolio may build up taxable income and gains throughout the period covered by a distribution, as income is earned and securities are sold at a profit. The fund distributes the income and gains to you, after subtracting any losses, even if you did not own the shares when the income was earned or the gains occurred.

If you buy a dividend, you incur the full tax liability of the distribution period, but you may not enjoy the full benefit of the income earned or the gains realized in the fund's portfolio.

## Multiple Class Information

The funds, other than Capital Preservation, offer multiple classes of shares. The classes have different fees, expenses, eligibility requirements and/or minimum investment requirements. Different fees and expenses will affect performance.

Except as described below, all classes of shares of a fund have identical voting, dividend, liquidation and other rights, preferences, terms and conditions. The only differences among the classes are (a) each class may be subject to different expenses specific to that class; (b) each class has a different identifying designation or name; (c) each class has exclusive voting rights with respect to matters solely affecting such class; (d) each class may have different exchange privileges; (e) the I Class may provide for conversion from that class into shares of the Investor Class of the same fund; and (f) the C Class provides for automatic conversion from that class into shares of the A Class of the same fund after 10 years.

### Service, Distribution and Administrative Fees

Investment Company Act Rule 12b-1 permits mutual funds that adopt a written plan to pay certain expenses associated with the distribution of their shares out of fund assets. The funds' A Class, C Class and R Class shares have a 12b-1 Plan. The plans provide for the funds to pay annual fees of 0.25% for A Class, 0.50% for R Class and 1.00% for C Class to the distributor for distribution and individual shareholder services, including past distribution services. The distributor pays all or a portion of such fees to financial intermediaries that make the classes available. Because these fees may be used to pay for services that are not related to prospective sales of the funds, each class will continue to make payments under its plan even if it is closed to new investors. Because these fees are paid out of the funds' assets on an ongoing basis, over time these fees will increase the cost of your investment and may cost you more than paying other types of sales charges. The higher fees for C Class shares may cost you more over time than paying the initial sales charge for A Class shares. For additional information about the plans and their terms, see *Multiple Class Structure* in the statement of additional information.

Certain financial intermediaries perform recordkeeping and administrative services for their clients that would otherwise be performed by American Century Investments' transfer agent. In some circumstances, the advisor will pay such service providers a fee for performing those services. Also, the advisor and the funds' distributor may make payments to intermediaries for various additional services, other expenses and/or the intermediaries' distribution of the funds out of their profits or other available sources. Such payments may be made for one or more of the following: (1) distribution, which may include expenses incurred by intermediaries for their sales activities with respect to the funds, such as preparing, printing and distributing sales literature and advertising materials and compensating registered representatives or other employees of such financial intermediaries for their sales activities, as well as the opportunity for the funds to be made available by such intermediaries; (2) shareholder services, such as providing individual and custom investment advisory services to clients of the financial intermediaries; and (3) marketing and promotional services, including business planning assistance, educating personnel about the funds, and sponsorship of sales meetings, which may include covering costs of providing speakers, meals and other entertainment. The distributor may pay partnership and/or sponsorship fees to support seminars, conferences, and other programs designed to educate intermediaries about the funds and may cover the expenses associated with attendance at such meetings, including travel costs. The distributor also may pay fees related to obtaining data regarding intermediary or financial advisor activities to assist American Century Investments with sales reporting, business intelligence, and training and education opportunities. These payments and activities are intended to provide an incentive to intermediaries to sell the funds by educating them about the funds and helping defray the costs associated with offering the funds. These payments may create a conflict of interest by influencing the intermediary to recommend the funds over another investment. Ask your salesperson or visit your financial intermediary's website for more information. The amount of any payments described by this paragraph is determined by the advisor or the distributor, and all such amounts are paid out of their available assets, and not paid by you or the funds. As a result, the total expense ratio of the funds will not be affected by any such payments.

# Financial Highlights

## Understanding the Financial Highlights

The tables on the next few pages itemize what contributed to the changes in share price during the most recently ended fiscal year. They also show the changes in share price for this period in comparison to changes over the last five fiscal years (or a shorter period if the share class is not five years old).

On a per-share basis, each table includes as appropriate

- share price at the beginning of the period
- investment income and capital gains or losses
- distributions of income and capital gains paid to investors
- share price at the end of the period

Each table also includes some key statistics for the period as appropriate

- **Total Return** – the overall percentage of return of the fund, assuming the reinvestment of all distributions
- **Expense Ratio** – the operating expenses of the fund as a percentage of average net assets
- **Net Income Ratio** – the net investment income of the fund as a percentage of average net assets
- **Portfolio Turnover** – the percentage of the fund's investment portfolio that is replaced during the period

The Financial Highlights have been audited by PricewaterhouseCoopers LLP, independent registered public accounting firm. The Report of Independent Registered Public Accounting Firm and the financial statements are included in the funds' annual reports, which are available upon request.

## Capital Preservation Fund

For a Share Outstanding Throughout the Years Ended March 31 (except as noted)

Per-Share Data									Ratios and Supplemental Data					
Income From Investment Operations:				Distributions From:				Ratio to Average Net Assets of:						
Net Asset Value, Beginning of Period	Net Investment Income (Loss)	Net Realized and Unrealized Gain (Loss)	Total From Investment Operations	Net Investment Income	Net Realized Gains	Total Distributions	Net Asset Value, End of Period	Total Return <sup>(1)</sup>	Operating Expenses	Operating Expenses (before expense waiver)	Net Investment Income (Loss)	Net Investment Income (Loss) (before expense waiver)	Net Assets, End of Period (in thousands)	
Investor Class														
2021	\$1.00	— <sup>(2)</sup>	— <sup>(2)</sup>	— <sup>(2)</sup>	— <sup>(2)</sup>	—	— <sup>(2)</sup>	\$1.00	0.01%	0.21%	0.48%	0.01%	(0.26)%	\$2,286,880
2020	\$1.00	0.01	— <sup>(2)</sup>	0.01	(0.01)	—	(0.01)	\$1.00	1.49%	0.48%	0.48%	1.48%	1.48%	\$2,174,827
2019	\$1.00	0.02	— <sup>(2)</sup>	0.02	(0.02)	—	(0.02)	\$1.00	1.63%	0.48%	0.48%	1.62%	1.62%	\$2,091,234
2018	\$1.00	0.01	— <sup>(2)</sup>	0.01	(0.01)	—	(0.01)	\$1.00	0.63%	0.48%	0.48%	0.62%	0.62%	\$2,067,473
2017	\$1.00	— <sup>(2)</sup>	— <sup>(2)</sup>	— <sup>(2)</sup>	— <sup>(2)</sup>	— <sup>(2)</sup>	— <sup>(2)</sup>	\$1.00	0.03%	0.39%	0.48%	0.03%	(0.06)%	\$2,215,051

### Notes to Financial Highlights

(1) Total returns are calculated based on the net asset value of the last business day. Total returns for periods less than one year are not annualized.

(2) Per-share amount was less than \$0.005.

# Ginnie Mae Fund

For a Share Outstanding Throughout the Years Ended March 31 (except as noted)

Per-Share Data								Ratios and Supplemental Data			
	Net Asset Value, Beginning of Period	Income From Investment Operations:			Distributions From Net Investment Income	Net Asset Value, End of Period	Total Return <sup>(2)</sup>	Ratio to Average Net Assets of:			
		Net Investment Income (Loss) <sup>(1)</sup>	Net Realized and Unrealized Gain (Loss)	Total From Investment Operations				Operating Expenses	Net Investment Income (Loss)	Portfolio Turnover Rate	Net Assets, End of Period (in thousands)
Investor Class											
2021	\$10.75	0.08	(0.03)	0.05	(0.21)	\$10.59	0.49%	0.55%	0.75%	308%	\$607,507
2020	\$10.34	0.21	0.48	0.69	(0.28)	\$10.75	6.73%	0.55%	1.97%	270%	\$888,369
2019	\$10.24	0.22	0.16	0.38	(0.28)	\$10.34	3.78%	0.55%	2.18%	297%	\$658,034
2018	\$10.51	0.17	(0.19)	(0.02)	(0.25)	\$10.24	(0.24)%	0.55%	1.64%	300%	\$782,698
2017	\$10.80	0.15	(0.19)	(0.04)	(0.25)	\$10.51	(0.35)%	0.55%	1.40%	257%	\$927,150
I Class											
2021	\$10.76	0.09	(0.04)	0.05	(0.22)	\$10.59	0.50%	0.45%	0.85%	308%	\$266,543
2020	\$10.34	0.22	0.49	0.71	(0.29)	\$10.76	6.83%	0.45%	2.07%	270%	\$62,648
2019	\$10.25	0.23	0.15	0.38	(0.29)	\$10.34	3.88%	0.45%	2.28%	297%	\$38,809
2018 <sup>(3)</sup>	\$10.52	0.19	(0.21)	(0.02)	(0.25)	\$10.25	(0.21)%	0.45% <sup>(4)</sup>	1.88% <sup>(4)</sup>	300% <sup>(5)</sup>	\$25,599
A Class											
2021	\$10.76	0.05	(0.03)	0.02	(0.19)	\$10.59	0.15%	0.80%	0.50%	308%	\$18,262
2020	\$10.34	0.19	0.48	0.67	(0.25)	\$10.76	6.56%	0.80%	1.72%	270%	\$16,844
2019	\$10.24	0.20	0.15	0.35	(0.25)	\$10.34	3.52%	0.80%	1.93%	297%	\$28,153
2018	\$10.51	0.14	(0.19)	(0.05)	(0.22)	\$10.24	(0.49)%	0.80%	1.39%	300%	\$30,654
2017	\$10.80	0.12	(0.18)	(0.06)	(0.23)	\$10.51	(0.60)%	0.80%	1.15%	257%	\$50,667

For a Share Outstanding Throughout the Years Ended March 31 (except as noted)											
Per-Share Data								Ratios and Supplemental Data			
	Net Asset Value, Beginning of Period	Income From Investment Operations:			Distributions From Net Investment Income	Net Asset Value, End of Period	Total Return <sup>(2)</sup>	Ratio to Average Net Assets of:			
		Net Investment Income (Loss) <sup>(1)</sup>	Net Realized and Unrealized Gain (Loss)	Total From Investment Operations				Operating Expenses	Net Investment Income (Loss)	Portfolio Turnover Rate	Net Assets, End of Period (in thousands)
C Class											
2021	\$10.76	(0.02)	(0.04)	(0.06)	(0.11)	\$10.59	(0.60)%	1.55%	(0.25)%	308%	\$1,141
2020	\$10.34	0.11	0.48	0.59	(0.17)	\$10.76	5.76%	1.55%	0.97%	270%	\$3,526
2019	\$10.24	0.12	0.16	0.28	(0.18)	\$10.34	2.75%	1.55%	1.18%	297%	\$4,663
2018	\$10.51	0.07	(0.20)	(0.13)	(0.14)	\$10.24	(1.24)%	1.55%	0.64%	300%	\$7,439
2017	\$10.80	0.04	(0.18)	(0.14)	(0.15)	\$10.51	(1.34)%	1.55%	0.40%	257%	\$7,445
R Class											
2021	\$10.75	0.03	(0.04)	(0.01)	(0.16)	\$10.58	(0.11)%	1.05%	0.25%	308%	\$14,350
2020	\$10.33	0.16	0.48	0.64	(0.22)	\$10.75	6.19%	1.05%	1.47%	270%	\$12,465
2019	\$10.24	0.17	0.15	0.32	(0.23)	\$10.33	3.26%	1.05%	1.68%	297%	\$9,353
2018	\$10.51	0.12	(0.20)	(0.08)	(0.19)	\$10.24	(0.74)%	1.05%	1.14%	300%	\$8,619
2017	\$10.80	0.10	(0.19)	(0.09)	(0.20)	\$10.51	(0.84)%	1.05%	0.90%	257%	\$7,434
R5 Class											
2021	\$10.75	0.10	(0.03)	0.07	(0.23)	\$10.59	0.69%	0.35%	0.95%	308%	\$62,423
2020	\$10.34	0.23	0.48	0.71	(0.30)	\$10.75	6.94%	0.35%	2.17%	270%	\$92,693
2019	\$10.24	0.24	0.16	0.40	(0.30)	\$10.34	3.98%	0.35%	2.38%	297%	\$81,710
2018	\$10.51	0.19	(0.19)	—	(0.27)	\$10.24	(0.04)%	0.35%	1.84%	300%	\$95,331
2017	\$10.80	0.17	(0.18)	(0.01)	(0.28)	\$10.51	(0.15)%	0.35%	1.60%	257%	\$87,916

**Notes to Financial Highlights**

---

- (1) Computed using average shares outstanding throughout the period.
- (2) Total returns are calculated based on the net asset value of the last business day and do not reflect applicable sales charges, if any. Total returns for periods less than one year are not annualized.
- (3) April 10, 2017 (commencement of sale) through March 31, 2018.
- (4) Annualized.
- (5) Portfolio turnover is calculated at the fund level. Percentage indicated was calculated for the year ended March 31, 2018.



Government Bond Fund

For a Share Outstanding Throughout the Years Ended March 31 (except as noted)													
Per-Share Data										Ratios and Supplemental Data			
	Net Asset Value, Beginning of Period	Income From Investment Operations:			Distributions From:			Net Asset Value, End of Period	Total Return <sup>(2)</sup>	Ratio to Average Net Assets of:			Net Assets, End of Period (in thousands)
		Net Investment Income (Loss) <sup>(1)</sup>	Net Realized and Unrealized Gain (Loss)	Total From Investment Operations	Net Investment Income	Net Realized Gains	Total Distributions			Operating Expenses	Net Investment Income (Loss)	Portfolio Turnover Rate	
Investor Class													
2021	\$11.69	0.12	(0.28)	(0.16)	(0.17)	(0.05)	(0.22)	\$11.31	(1.39)%	0.47%	1.05%	246%	\$490,142
2020	\$10.89	0.23	0.84	1.07	(0.27)	—	(0.27)	\$11.69	9.92%	0.47%	2.09%	103%	\$508,040
2019	\$10.75	0.24	0.17	0.41	(0.27)	—	(0.27)	\$10.89	3.93%	0.47%	2.28%	157%	\$449,565
2018	\$10.95	0.20	(0.16)	0.04	(0.24)	—	(0.24)	\$10.75	0.34%	0.47%	1.85%	160%	\$473,495
2017	\$11.32	0.17	(0.29)	(0.12)	(0.21)	(0.04)	(0.25)	\$10.95	(1.10)%	0.47%	1.52%	206%	\$591,709
I Class													
2021	\$11.67	0.13	(0.27)	(0.14)	(0.18)	(0.05)	(0.23)	\$11.30	(1.21)%	0.37%	1.15%	246%	\$103,700
2020	\$10.87	0.24	0.84	1.08	(0.28)	—	(0.28)	\$11.67	10.05%	0.37%	2.19%	103%	\$54,971
2019	\$10.74	0.26	0.15	0.41	(0.28)	—	(0.28)	\$10.87	3.94%	0.37%	2.38%	157%	\$14,065
2018 <sup>(3)</sup>	\$10.96	0.21	(0.19)	0.02	(0.24)	—	(0.24)	\$10.74	0.20%	0.37% <sup>(4)</sup>	2.00% <sup>(4)</sup>	160% <sup>(5)</sup>	\$6,039
A Class													
2021	\$11.68	0.10	(0.28)	(0.18)	(0.14)	(0.05)	(0.19)	\$11.31	(1.55)%	0.72%	0.80%	246%	\$29,374
2020	\$10.88	0.21	0.83	1.04	(0.24)	—	(0.24)	\$11.68	9.66%	0.72%	1.84%	103%	\$49,587
2019	\$10.75	0.22	0.16	0.38	(0.25)	—	(0.25)	\$10.88	3.58%	0.72%	2.03%	157%	\$58,964
2018	\$10.95	0.18	(0.17)	0.01	(0.21)	—	(0.21)	\$10.75	0.09%	0.72%	1.60%	160%	\$66,630
2017	\$11.31	0.14	(0.28)	(0.14)	(0.18)	(0.04)	(0.22)	\$10.95	(1.26)%	0.72%	1.27%	206%	\$95,637

For a Share Outstanding Throughout the Years Ended March 31 (except as noted)													
Per-Share Data									Ratios and Supplemental Data				
	Net Asset Value, Beginning of Period	Income From Investment Operations:			Distributions From:			Net Asset Value, End of Period	Total Return <sup>(2)</sup>	Ratio to Average Net Assets of:			Net Assets, End of Period (in thousands)
		Net Investment Income (Loss) <sup>(1)</sup>	Net Realized and Unrealized Gain (Loss)	Total From Investment Operations	Net Investment Income	Net Realized Gains	Total Distributions			Operating Expenses	Net Investment Income (Loss)	Portfolio Turnover Rate	
C Class													
2021	\$11.68	0.01	(0.27)	(0.26)	(0.06)	(0.05)	(0.11)	\$11.31	(2.29)%	1.47%	0.05%	246%	\$2,306
2020	\$10.88	0.12	0.83	0.95	(0.15)	—	(0.15)	\$11.68	8.84%	1.47%	1.09%	103%	\$2,934
2019	\$10.74	0.14	0.17	0.31	(0.17)	—	(0.17)	\$10.88	2.90%	1.47%	1.28%	157%	\$2,080
2018	\$10.95	0.10	(0.18)	(0.08)	(0.13)	—	(0.13)	\$10.74	(0.75)%	1.47%	0.85%	160%	\$4,547
2017	\$11.31	0.06	(0.28)	(0.22)	(0.10)	(0.04)	(0.14)	\$10.95	(2.00)%	1.47%	0.52%	206%	\$3,359
R Class													
2021	\$11.68	0.06	(0.27)	(0.21)	(0.11)	(0.05)	(0.16)	\$11.31	(1.80)%	0.97%	0.55%	246%	\$2,496
2020	\$10.88	0.18	0.83	1.01	(0.21)	—	(0.21)	\$11.68	9.39%	0.97%	1.59%	103%	\$2,813
2019	\$10.74	0.19	0.17	0.36	(0.22)	—	(0.22)	\$10.88	3.42%	0.97%	1.78%	157%	\$2,394
2018	\$10.95	0.15	(0.18)	(0.03)	(0.18)	—	(0.18)	\$10.74	(0.25)%	0.97%	1.35%	160%	\$3,158
2017	\$11.31	0.11	(0.28)	(0.17)	(0.15)	(0.04)	(0.19)	\$10.95	(1.51)%	0.97%	1.02%	206%	\$3,362
R5 Class													
2021	\$11.68	0.15	(0.27)	(0.12)	(0.20)	(0.05)	(0.25)	\$11.31	(1.11)%	0.27%	1.25%	246%	\$254,349
2020	\$10.88	0.25	0.84	1.09	(0.29)	—	(0.29)	\$11.68	10.15%	0.27%	2.29%	103%	\$230,808
2019	\$10.75	0.26	0.17	0.43	(0.30)	—	(0.30)	\$10.88	4.04%	0.27%	2.48%	157%	\$192,572
2018	\$10.95	0.23	(0.17)	0.06	(0.26)	—	(0.26)	\$10.75	0.54%	0.27%	2.05%	160%	\$199,819
2017	\$11.31	0.19	(0.28)	(0.09)	(0.23)	(0.04)	(0.27)	\$10.95	(0.82)%	0.27%	1.72%	206%	\$192,380

**Notes to Financial Highlights**

---

- (1) Computed using average shares outstanding throughout the period.
- (2) Total returns are calculated based on the net asset value of the last business day and do not reflect applicable sales charges, if any. Total returns for periods less than one year are not annualized.
- (3) April 10, 2017 (commencement of sale) through March 31, 2018.
- (4) Annualized.
- (5) Portfolio turnover is calculated at the fund level. Percentage indicated was calculated for the year ended March 31, 2018.

## Short-Term Government Fund

For a Share Outstanding Throughout the Years Ended March 31 (except as noted)

Per-Share Data							Ratios and Supplemental Data				
Net Asset Value, Beginning of Period	Income From Investment Operations:				Distributions From Net Investment Income	Net Asset Value, End of Period	Total Return <sup>(2)</sup>	Ratio to Average Net Assets of:			
	Net Investment Income (Loss) <sup>(1)</sup>	Net Realized and Unrealized Gain (Loss)	Total From Investment Operations	Operating Expenses				Net Investment Income (Loss)	Portfolio Turnover Rate	Net Assets, End of Period (in thousands)	
Investor Class											
2021	\$9.75	0.03	0.08	0.11	(0.05)	\$9.81	1.09%	0.55%	0.27%	162%	\$197,813
2020	\$9.48	0.14	0.28	0.42	(0.15)	\$9.75	4.48%	0.55%	1.47%	206%	\$213,672
2019	\$9.45	0.17	0.04	0.21	(0.18)	\$9.48	2.25%	0.55%	1.81%	128%	\$159,683
2018	\$9.58	0.10	(0.12)	(0.02)	(0.11)	\$9.45	(0.17)%	0.55%	1.05%	101%	\$169,819
2017	\$9.66	0.05	(0.06)	(0.01)	(0.07)	\$9.58	(0.14)%	0.55%	0.54%	99%	\$197,882
I Class											
2021	\$9.75	0.03	0.08	0.11	(0.06)	\$9.80	1.09%	0.45%	0.37%	162%	\$36,987
2020	\$9.48	0.14	0.29	0.43	(0.16)	\$9.75	4.59%	0.45%	1.57%	206%	\$23,045
2019	\$9.45	0.18	0.04	0.22	(0.19)	\$9.48	2.35%	0.45%	1.91%	128%	\$3,347
2018 <sup>(3)</sup>	\$9.58	0.12	(0.13)	(0.01)	(0.12)	\$9.45	(0.11)%	0.45% <sup>(4)</sup>	1.26% <sup>(4)</sup>	101% <sup>(5)</sup>	\$2,691
A Class											
2021	\$9.76	— <sup>(6)</sup>	0.07	0.07	(0.02)	\$9.81	0.75%	0.80%	0.02%	162%	\$10,876
2020	\$9.48	0.11	0.30	0.41	(0.13)	\$9.76	4.33%	0.80%	1.22%	206%	\$8,987
2019	\$9.45	0.14	0.05	0.19	(0.16)	\$9.48	1.99%	0.80%	1.56%	128%	\$5,293
2018	\$9.59	0.08	(0.13)	(0.05)	(0.09)	\$9.45	(0.53)%	0.80%	0.80%	101%	\$8,897
2017	\$9.66	0.03	(0.06)	(0.03)	(0.04)	\$9.59	(0.29)%	0.80%	0.29%	99%	\$10,849

For a Share Outstanding Throughout the Years Ended March 31 (except as noted)											
Per-Share Data							Ratios and Supplemental Data				
	Income From Investment Operations:					Ratio to Average Net Assets of:					
	Net Asset Value, Beginning of Period	Net Investment Income (Loss) <sup>(1)</sup>	Net Realized and Unrealized Gain (Loss)	Total From Investment Operations	Distributions From Net Investment Income	Net Asset Value, End of Period	Total Return <sup>(2)</sup>	Operating Expenses	Net Investment Income (Loss)	Portfolio Turnover Rate	Net Assets, End of Period (in thousands)
C Class											
2021	\$9.57	(0.07)	0.08	0.01	— <sup>(6)</sup>	\$9.58	0.11%	1.55%	(0.73)%	162%	\$2,335
2020	\$9.29	0.05	0.27	0.32	(0.04)	\$9.57	3.46%	1.55%	0.47%	206%	\$2,991
2019	\$9.18	0.09	0.02	0.11	— <sup>(6)</sup>	\$9.29	1.20%	1.55%	0.81%	128%	\$2,679
2018	\$9.29	— <sup>(6)</sup>	(0.11)	(0.11)	—	\$9.18	(1.18)%	1.55%	0.05%	101%	\$585
2017	\$9.39	(0.04)	(0.06)	(0.10)	—	\$9.29	(1.06)%	1.55%	(0.46)%	99%	\$726
R Class											
2021	\$9.72	(0.03)	0.08	0.05	(0.01)	\$9.76	0.52%	1.05%	(0.23)%	162%	\$3,172
2020	\$9.44	0.07	0.31	0.38	(0.10)	\$9.72	4.09%	1.05%	0.97%	206%	\$1,995
2019	\$9.41	0.13	0.03	0.16	(0.13)	\$9.44	1.74%	1.05%	1.31%	128%	\$301
2018	\$9.55	0.04	(0.11)	(0.07)	(0.07)	\$9.41	(0.78)%	1.05%	0.55%	101%	\$178
2017	\$9.62	0.01	(0.07)	(0.06)	(0.01)	\$9.55	(0.62)%	1.05%	0.04%	99%	\$1,048
R5 Class											
2021	\$9.75	0.05	0.08	0.13	(0.07)	\$9.81	1.29%	0.35%	0.47%	162%	\$24,972
2020	\$9.48	0.16	0.28	0.44	(0.17)	\$9.75	4.69%	0.35%	1.67%	206%	\$25,528
2019	\$9.45	0.19	0.04	0.23	(0.20)	\$9.48	2.45%	0.35%	2.01%	128%	\$23,847
2018	\$9.59	0.12	(0.13)	(0.01)	(0.13)	\$9.45	(0.08)%	0.35%	1.25%	101%	\$19,730
2017	\$9.66	0.07	(0.05)	0.02	(0.09)	\$9.59	0.16%	0.35%	0.74%	99%	\$22,105

#### Notes to Financial Highlights

---

- (1) Computed using average shares outstanding throughout the period.
- (2) Total returns are calculated based on the net asset value of the last business day and do not reflect applicable sales charges, if any. Total returns for periods less than one year are not annualized.
- (3) April 10, 2017 (commencement of sale) through March 31, 2018.
- (4) Annualized.
- (5) Portfolio turnover is calculated at the fund level. Percentage indicated was calculated for the year ended March 31, 2018.
- (6) Per-share amount was less than \$0.005.

# Appendix A

The information in this Appendix is part of, and incorporated into, the fund's prospectus.

## Financial Intermediary Sales Charge Reduction and Waiver Information

The availability of certain sales charge waivers and discounts will depend on whether you purchase your shares directly from the fund or through a financial intermediary. Intermediaries may have different policies and procedures regarding the availability of front-end sales load waivers or contingent deferred (back-end) sales load (CDSC) waivers, which are set forth below. In all instances, it is the investor's responsibility to notify the fund or the applicable financial intermediary at the time of purchase of any relationship or other facts qualifying the investor for sales charge waivers or discounts. **For waivers and discounts not available through a particular intermediary, shareholders will have to purchase fund shares directly from the fund or through another intermediary to receive these waivers or discounts.**

### Sales Charge Reductions and Waivers Available through Ameriprise Financial

The following information applies to A Class shares purchases if you have an account with or otherwise purchase fund shares through Ameriprise Financial.

Shareholders purchasing fund shares through an Ameriprise Financial brokerage account are eligible for the following front-end sales charge waivers, which may differ from those disclosed elsewhere in this fund's prospectus or SAI:

- Employer-sponsored retirement plans (e.g., 401(k) plans, 457 plans, employer-sponsored 403(b) plans, profit sharing and money purchase pension plans and defined benefit plans). For purposes of this provision, employer-sponsored retirement plans do not include SEP IRAs, Simple IRAs or SAR-SEPs.
- Shares purchased through reinvestment of capital gains distributions and dividend reinvestment when purchasing shares of the same fund (but not any other fund within the same fund family).
- Shares exchanged from C Class shares of the same fund in the month of or following the 7-year anniversary of the purchase date. To the extent that this prospectus elsewhere provides for a waiver with respect to exchanges of C Class shares or conversion of C Class shares following a shorter holding period, that waiver will apply.
- Employees and registered representatives of Ameriprise Financial or its affiliates and their immediate family members.
- Shares purchased by or through qualified accounts (including IRAs, Coverdell Education Savings Accounts, 401(k)s, 403(b) TSCAs subject to ERISA and defined benefit plans) that are held by a covered family member, defined as an Ameriprise financial advisor and/or the advisor's spouse, advisor's lineal ascendant (mother, father, grandmother, grandfather, great grandmother, great grandfather), advisor's lineal descendant (son, step-son, daughter, step-daughter, grandson, granddaughter, great grandson, great granddaughter) or any spouse of a covered family member who is a lineal descendant.
- Shares purchased from the proceeds of redemptions within the same fund family, provided (1) the repurchase occurs within 90 days following the redemption, (2) the redemption and purchase occur in the same account, and (3) redeemed shares were subject to a front-end or deferred sales load (i.e. Rights of Reinstatement).

### Sales Charge Reductions and Waivers Available through Baird

Effective June 15, 2020, shareholders purchasing fund shares through a Baird platform or account will only be eligible for the following sales charge waivers (front-end sales charge waivers and CDSC waivers) and discounts, which may differ from those disclosed elsewhere in this prospectus or the SAI.

#### Front-End Sales Charge Waivers on Investors A-shares Available at Baird

- Shares purchased through reinvestment of capital gains distributions and dividend reinvestment when purchasing share of the same fund.
- Share purchase by employees and registered representatives of Baird or its affiliate and their family members as designated by Baird.
- Shares purchase from the proceeds of redemptions from another American Century Investments fund, provided (1) the repurchase occurs within 90 days following the redemption, (2) the redemption and purchase occur in the same accounts, and (3) redeemed shares were subject to a front-end or deferred sales charge (known as rights of reinstatement).

- A shareholder in the funds' Investor C Shares will have their share converted at net asset value to Investor A shares of the fund if the shares are no longer subject to CDSC and the conversion is in line with the policies and procedures of Baird.
- Employer-sponsored retirement plans or charitable accounts in a transactional brokerage account at Baird, including 401(k) plans, 457 plans, employer-sponsored 403(b) plans, profit sharing and money purchase pension plans and defined benefit plans. For purposes of this provision, employer-sponsored retirement plans do not include SEP IRAs, Simple IRAs or SAR-SEPs.

#### **CDSC Waivers on Investor A and C shares Available at Baird**

- Shares sold due to death or disability of the shareholder.
- Shares sold as part of a systematic withdrawal plan as described in the fund's prospectus.
- Shares bought due to returns of excess contributions from an IRA Account.
- Shares sold as part of a required minimum distribution for IRA and retirement accounts due to the shareholder reaching the qualified age based on applicable IRS regulations as described in the prospectus.
- Shares sold to pay Baird fees but only if the transaction is initiated by Baird.
- Shares acquired through a right of reinstatement.

#### **Front-End Sales Charge Discounts Available at Baird: Breakpoints and/or Rights of Accumulations**

- Breakpoints as described in this prospectus.
- Rights of accumulations which entitles shareholders to breakpoint discounts will be automatically calculated based on the aggregated holding of American Century Investments assets held by accounts within the purchaser's household at Baird. Eligible American Century Investments assets not held at Baird may be included in the rights of accumulations calculation only if the shareholder notifies his or her financial advisor about such assets.
- Letters of Intent (LOI) allow for breakpoint discounts based on anticipated purchases of American Century Investments funds through Baird, over a 13-month period of time.

### **Policies regarding transactions through Edward D. Jones & Co., L.P. ("Edward Jones")**

*The following information has been provided by Edward Jones:*

Effective on or after April 1, 2021, the following information supersedes prior information with respect to transactions and positions held in fund shares through an Edward Jones system. Clients of Edward Jones (also referred to as "shareholders") purchasing fund shares on the Edward Jones commission and fee-based platforms are eligible only for the following sales charge discounts (also referred to as "breakpoints") and waivers, which can differ from discounts and waivers described elsewhere in the mutual fund prospectus or statement of additional information ("SAI") or through another broker-dealer. In all instances, it is the shareholder's responsibility to inform Edward Jones at the time of purchase of any relationship, holdings of American Century, or other facts qualifying the purchaser for discounts or waivers. Edward Jones can ask for documentation of such circumstance. Shareholders should contact Edward Jones if they have questions regarding their eligibility for these discounts and waivers.

#### **Breakpoints**

- Breakpoint pricing, otherwise known as volume pricing, at dollar thresholds as described in the prospectus.

#### **Rights of Accumulation ("ROA")**

- The applicable sales charge on a purchase of A Class shares is determined by taking into account all share classes (except certain money market funds and any assets held in group retirement plans) of American Century held by the shareholder or in an account grouped by Edward Jones with other accounts for the purpose of providing certain pricing considerations ("pricing groups"). If grouping assets as a shareholder, this includes all share classes held on the Edward Jones platform and/or held on another platform. The inclusion of eligible fund family assets in the ROA calculation is dependent on the shareholder notifying Edward Jones of such assets at the time of calculation. Money market funds are included only if such shares were sold with a sales charge at the time of purchase or acquired in exchange for shares purchased with a sales charge.
- The employer maintaining a SEP IRA plan and/or SIMPLE IRA plan may elect to establish or change ROA for the IRA accounts associated with the plan to a plan-level grouping as opposed to including all share classes at a shareholder or pricing group level.
- ROA is determined by calculating the higher of cost minus redemptions or market value (current shares x NAV).

#### **Letter of Intent ("LOI")**

- Through a LOI, shareholders can receive the sales charge and breakpoint discounts for purchases shareholders intend to make over a 13-month period from the date Edward Jones receives the LOI. The LOI is determined by calculating the higher of cost or market value of qualifying holdings at LOI initiation in combination with the value that the shareholder intends to buy over a 13-month period to calculate the front-end sales charge and any breakpoint discounts. Each purchase the shareholder



makes during that 13-month period will receive the sales charge and breakpoint discount that applies to the total amount. The inclusion of eligible fund family assets in the LOI calculation is dependent on the shareholder notifying Edward Jones of such assets at the time of calculation. Purchases made before the LOI is received by Edward Jones are not adjusted under the LOI and will not reduce the sales charge previously paid. Sales charges will be adjusted if LOI is not met.

- If the employer maintaining a SEP IRA plan and/or SIMPLE IRA plan has elected to establish or change ROA for the IRA accounts associated with the plan to a plan-level grouping, LOIs will also be at the plan-level and may only be established by the employer.

### **Sales Charge Waivers**

Sales charges are waived for the following shareholders and in the following situations:

- Associates of Edward Jones and its affiliates and their family members who are in the same pricing group (as determined by Edward Jones under its policies and procedures) as the associate. This waiver will continue for the remainder of the associate's life if the associate retires from Edward Jones in good-standing and remains in good standing pursuant to Edward Jones' policies and procedures.
- Shares purchased in an Edward Jones fee-based program.
- Shares purchased through reinvestment of capital gains distributions and dividend reinvestment.
- Shares purchased from the proceeds of redeemed shares of the same fund family so long as the following conditions are met: 1) the proceeds are from the sale of shares within 60 days of the purchase, and 2) the sale and purchase are made in the same share class and the same account or the purchase is made in an individual retirement account with proceeds from liquidations in a non-retirement account.
- Shares exchanged into Class A shares from another share class so long as the exchange is into the same fund and was initiated at the discretion of Edward Jones. Edward Jones is responsible for any remaining CDSC due to the fund company, if applicable. Any future purchases are subject to the applicable sales charge as disclosed in the prospectus.
- Exchanges from Class C shares to Class A shares of the same fund, generally, in the 84th month following the anniversary of the purchase date or earlier at the discretion of Edward Jones.

### **Contingent Deferred Sales Charge ("CDSC") Waivers**

If the shareholder purchases shares that are subject to a CDSC and those shares are redeemed before the CDSC is expired, the shareholder is responsible to pay the CDSC except in the following conditions:

- The death or disability of the shareholder.
- Systematic withdrawals with up to 10% per year of the account value.
- Return of excess contributions from an Individual Retirement Account (IRA).
- Shares sold as part of a required minimum distribution for IRA and retirement accounts if the redemption is taken in or after the year the shareholder reaches qualified age based on applicable IRS regulations.
- Shares sold to pay Edward Jones fees or costs in such cases where the transaction is initiated by Edward Jones.
- Shares exchanged in an Edward Jones fee-based program.
- Shares acquired through NAV reinstatement.
- Shares redeemed at the discretion of Edward Jones for Minimum Balances, as described below.

### **Other Important Information Regarding Transactions Through Edward Jones**

#### **Minimum Purchase Amounts**

- Initial purchase minimum: \$250
- Subsequent purchase minimum: none

#### **Minimum Balances**

- Edward Jones has the right to redeem at its discretion fund holdings with a balance of \$250 or less. The following are examples of accounts that are not included in this policy:
  - A fee-based account held on an Edward Jones platform.
  - A 529 account held on an Edward Jones platform.
  - An account with an active systematic investment plan or LOI.

#### **Exchanging Share Classes**

- At any time it deems necessary, Edward Jones has the authority to exchange at NAV a shareholder's holdings in a fund to Class A shares of the same fund.

## **Sales Charge Reductions and Waivers Available through Janney Montgomery Scott LLC (Janney)**

Effective May 1, 2020, if you purchase fund shares through a Janney Montgomery Scott LLC (“Janney”) brokerage account, you will be eligible for the following load waivers (front-end sales charge waivers and contingent deferred sales charge (“CDSC”), or back-end sales charge, waivers) and discounts, which may differ from those disclosed elsewhere in this fund’s Prospectus or SAI.

### **Front-end sales charge\* waivers on A Class shares available at Janney**

- Shares purchased through reinvestment of capital gains distributions and dividend reinvestment when purchasing shares of the same fund (but not any other fund within the fund family).
- Shares purchased by employees and registered representatives of Janney or its affiliates and their family members as designated by Janney.
- Shares purchased from the proceeds of redemptions within the same fund family, provided (1) the repurchase occurs within ninety (90) days following the redemption, (2) the redemption and purchase occur in the same account, and (3) redeemed shares were subject to a front-end or deferred sales load (i.e., right of reinstatement).
- Employer-sponsored retirement plans (e.g., 401(k) plans, 457 plans, employer-sponsored 403(b) plans, profit sharing and money purchase pension plans and defined benefit plans). For purposes of this provision, employer-sponsored retirement plans do not include SEP IRAs, Simple IRAs, SAR-SEPs or Keogh plans.
- Shares acquired through a right of reinstatement.
- C Class shares that are no longer subject to a contingent deferred sales charge and are converted to A Class shares of the same fund pursuant to Janney’s policies and procedures.

### **CDSC waivers on A and C Class shares available at Janney**

- Shares sold upon the death or disability of the shareholder.
- Shares sold as part of a systematic withdrawal plan as described in the fund’s prospectus.
- Shares purchased in connection with a return of excess contributions from an IRA account.
- Shares sold as part of a required minimum distribution for IRA and other retirement accounts if the redemption is taken in or after the year the shareholder reaches qualified age based on applicable IRS regulations.
- Shares sold to pay Janney fees but only if the transaction is initiated by Janney.
- Shares acquired through a right of reinstatement.
- Shares exchanged into the same share class of a different fund.

### **Front-end sales charge\* discounts available at Janney: breakpoints, rights of accumulation, and/or letters of intent**

- Breakpoints as described in the fund’s prospectus.
- Rights of accumulation (ROA), which entitle shareholders to breakpoint discounts, will be automatically calculated based on the aggregated holding of fund family assets held by accounts within the purchaser’s household at Janney. Eligible fund family assets not held at Janney may be included in the ROA calculation only if the shareholder notifies his or her financial advisor about such assets.
- Letters of intent which allow for breakpoint discounts based on anticipated purchases within a fund family, over a 13-month time period. Eligible fund family assets not held at Janney Montgomery Scott may be included in the calculation of letters of intent only if the shareholder notifies his or her financial advisor about such assets.

\* Also referred to as an “initial sales charge.”

## **Sales Charge Reductions and Waivers Available through Merrill Lynch**

Shareholders purchasing fund shares through a Merrill Lynch platform or account will be eligible only for the following load waivers (front-end sales charge waivers and contingent deferred, or back-end, sales charge waivers) and discounts, which may differ from those disclosed elsewhere in this fund’s prospectus or SAI.

### **Front-end Sales Load Waivers on A Class Shares available at Merrill Lynch**

- Employer-sponsored retirement, deferred compensation and employee benefit plans (including health savings accounts) and trusts used to fund those plans, provided that the shares are not held in a commission-based brokerage account and shares are held for the benefit of the plan.
- Shares purchased by a 529 Plan (does not include 529-specific share classes or equivalents).
- Shares purchased through a Merrill Lynch affiliated investment advisory program.
- Shares exchanged due to the holdings moving from a Merrill Lynch affiliated investment advisory program to a Merrill Lynch brokerage (non-advisory) account pursuant to Merrill Lynch’s policies relating to sales load discounts and waivers.

- Shares purchased by third party investment advisors on behalf of their advisory clients through Merrill Lynch's platform.
- Shares of funds purchased through the Merrill Edge Self-Directed platform] (if applicable).
- Shares purchased through reinvestment of capital gains distributions and dividend reinvestment when purchasing shares of the same fund (but not any other fund within the fund family).
- Shares exchanged from C Class (i.e. level-load) shares of the same fund pursuant to Merrill Lynch's policies relating to sales load discounts and waivers.
- Employees and registered representatives of Merrill Lynch or its affiliates and their family members.
- Directors or trustees of the fund, and employees of the fund's investment advisor or any of its affiliates, as described in this prospectus.
- Eligible shares purchased from the proceeds of redemptions within the American Century Investments family of mutual funds, provided (1) the repurchase occurs within 90 days following the redemption, (2) the redemption and purchase occur in the same account, and (3) redeemed shares were subject to a front-end or deferred sales load (known as Rights of Reinstatement) Automated transactions (i.e. systematic purchases and withdrawals) and purchases made after shares are automatically sold to pay Merrill Lynch's account maintenance fees are not eligible for reinstatement.

#### **CDSC Waivers on A and C Shares available at Merrill Lynch**

- Death or disability of the shareholder.
- Shares sold as part of a systematic withdrawal plan as described in the fund's prospectus.
- Return of excess contributions from an IRA Account.
- Shares sold as part of a required minimum distribution for IRA and retirement accounts pursuant to the Internal Revenue Code.
- Shares sold to pay Merrill Lynch fees but only if the transaction is initiated by Merrill Lynch.
- Shares acquired through a right of reinstatement.
- Shares held in retirement brokerage accounts, that are exchanged for a lower cost share class due to transfer to certain fee based accounts or platforms (applicable to A and C shares only).
- Shares received through an exchange due to the holdings moving from a Merrill Lynch affiliated investment advisory program to a Merrill Lynch brokerage (non-advisory) account pursuant to Merrill Lynch's policies relating to sales load discounts and waivers.

#### **Front-end load Discounts Available at Merrill Lynch: Breakpoints, Rights of Accumulation & Letters of Intent**

- Breakpoints as described in this prospectus.
- Rights of Accumulation (ROA) which entitle shareholders to breakpoint discounts as described in the fund's prospectus will be automatically calculated based on the aggregated holding of fund family assets held by accounts (including 529 program holdings, where applicable) within the purchaser's household at Merrill Lynch. Eligible fund family assets not held at Merrill Lynch may be included in the ROA calculation only if the shareholder notifies his or her financial advisor about such assets.
- Letters of Intent (LOI) which allow for breakpoint discounts based on anticipated purchases within a fund family, through Merrill Lynch, over a 13-month period of time (if applicable).

#### **Sales Charge Reductions and Waivers available through Morgan Stanley Wealth Management**

Effective July 1, 2018, shareholders purchasing fund shares through a Morgan Stanley Wealth Management transactional brokerage account will be eligible only for the following front-end sales charge waivers with respect to A Class shares, which may differ from and may be more limited than those disclosed elsewhere in this fund's prospectus or SAI.

- Employer-sponsored retirement plans (e.g., 401(k) plans, 457 plans, employer-sponsored 403(b) plans, profit sharing and money purchase pension plans and defined benefit plans). For purposes of this provision, employer-sponsored retirement plans do not include SEP IRAs, Simple IRAs, SAR-SEPs or Keogh plans.
- Morgan Stanley employee and employee-related accounts according to Morgan Stanley's account linking rules.
- Shares purchased through reinvestment of dividends and capital gains distributions when purchasing shares of the same fund.
- Shares purchased through a Morgan Stanley self-directed brokerage account.
- C Class (i.e., level-load) shares that are no longer subject to a contingent deferred sales charge and are converted to A Class shares of the same fund pursuant to Morgan Stanley Wealth Management's share class conversion program.
- Shares purchased from the proceeds of redemptions within the American Century Investments family of mutual funds, provided (i) the repurchase occurs within 90 days following the redemption, (ii) the redemption and purchase occur in the same account, and (iii) redeemed shares were subject to a front-end or deferred sales charge.

## **Sales Charge Reductions and Waivers Available through Oppenheimer & Co. Inc. (OPCO)**

Effective February 26, 2020, shareholders purchasing fund shares through an OPCO platform or account are eligible only for the following load waivers (front-end sales charge waivers and contingent deferred, or back-end, sales charge waivers) and discounts, which may differ from those disclosed elsewhere in this fund's prospectus or SAI.

### **Front-end Sales Load Waivers on Class A Shares available at OPCO**

- Employer-sponsored retirement, deferred compensation and employee benefit plans (including health savings accounts) and trusts used to fund those plans, provided that the shares are not held in a commission-based brokerage account and shares are held for the benefit of the plan.
- Shares purchased by or through a 529 Plan.
- Shares purchased through an OPCO affiliated investment advisory program.
- Shares purchased through reinvestment of capital gains distributions and dividend reinvestment when purchasing shares of the same fund (but not any other fund within the fund family).
- Shares purchased from the proceeds of redemptions within the same fund family, provided (1) the repurchase occurs within 90 days following the redemption, (2) the redemption and purchase occur in the same account, and (3) redeemed shares were subject to a front-end or deferred sales load (known as Rights of Restatement).
- A shareholder in the fund's C Class shares will have their shares converted at net asset value to A Class shares (or the appropriate share class) of the fund if the shares are no longer subject to a CDSC and the conversion is in line with the policies and procedures of OPCO.
- Employees and registered representatives of OPCO or its affiliates and their family members.
- Directors or Trustees of the fund, and employees of the fund's investment adviser or any of its affiliates, as described in this prospectus.

### **CDSC Waivers on A and C Shares available at OPCO**

- Death or disability of the shareholder.
- Shares sold as part of a systematic withdrawal plan as described in the fund's prospectus.
- Return of excess contributions from an IRA.
- Shares sold as part of a required minimum distribution for IRA and retirement accounts due to the shareholder reaching the qualified age based on applicable IRS regulations as described in the prospectus.
- Shares sold to pay OPCO fees but only if the transaction is initiated by OPCO.
- Shares acquired through a right of reinstatement.

### **Front-end load Discounts Available at OPCO: Breakpoints, Rights of Accumulation & Letters of Intent**

- Breakpoints as described in this prospectus.
- Rights of Accumulation (ROA) which entitle shareholders to breakpoint discounts will be automatically calculated based on the aggregated holding of fund family assets held by accounts within the purchaser's household at OPCO. Eligible fund family assets not held at OPCO may be included in the ROA calculation only if the shareholder notifies his or her financial advisor about such assets.

## **Raymond James & Associates, Inc., Raymond James Financial Services & each entity's affiliates ("Raymond James")**

Effective March 1, 2019, shareholders purchasing fund shares through a Raymond James platform or account, or through an introducing broker-dealer or independent registered investment adviser for which Raymond James provides trade execution, clearance, and/or custody services, will be eligible only for the following load waivers (front-end sales charge waivers and contingent deferred, or back-end, sales charge waivers) and discounts, which may differ from those disclosed elsewhere in this fund's prospectus or SAI.

### **Front-end sales load waivers on Class A shares available at Raymond James**

- Shares purchased in an investment advisory program.
- Shares purchased within the same fund family through a systematic reinvestment of capital gains distributions and dividend reinvestment when purchasing shares of the same fund (but not any other fund within the American Century Investments fund family).
- Employees and registered representatives of Raymond James or its affiliates and their family members as designated by Raymond James.

- Shares purchased from the proceeds of redemptions within the American Century Investments fund family, provided (1) the repurchase occurs within 90 days following the redemption, (2) the redemption and purchase occur in the same account, and (3) redeemed shares were subject to a front-end or deferred sales load (known as Rights of Reinstatement).
- A shareholder in the fund's C Class shares will have their shares converted at net asset value to A Class shares (or the appropriate share class) of the fund if the shares are no longer subject to a CDSC and the conversion is in line with the policies and procedures of Raymond James.

**CDSC waivers on A and C Class shares available at Raymond James**

- Death or disability of the shareholder.
- Shares sold as part of a systematic withdrawal plan as described in the fund's prospectus.
- Return of excess contributions from an IRA Account.
- Shares sold as part of a required minimum distribution for IRA and retirement accounts due to the shareholder reaching the qualified age based on applicable IRS regulations as described in the fund's prospectus.
- Shares sold to pay Raymond James fees but only if the transaction is initiated by Raymond James.
- Shares acquired through a right of reinstatement.

**Front-end load discounts available at Raymond James: breakpoints, rights of accumulation, and/or letters of intent**

- Breakpoints as described in this prospectus.
- Rights of accumulation which entitle shareholders to breakpoint discounts will be automatically calculated based on the aggregated holding of American Century Investments fund family assets held by accounts within the purchaser's household at Raymond James. Eligible American Century Investments fund family assets not held at Raymond James may be included in the calculation of rights of accumulation only if the shareholder notifies his or her financial advisor about such assets.
- Letters of intent which allow for breakpoint discounts based on anticipated purchases within a fund family, over a 13-month time period. Eligible fund family assets not held at Raymond James may be included in the calculation of letters of intent only if the shareholder notifies his or her financial advisor about such assets.

**Sales Charge Reductions and Waivers Available through Stifel, Nicolaus & Company, Incorporated (Stifel)**

Effective July 1, 2020, shareholders purchasing fund shares through a Stifel platform or account or who own shares for which Stifel or an affiliate is the broker-dealer of record are eligible for the following additional sales charge waiver.

**Front-end Sales Load Waiver on Class A Shares**

- Class C shares that have been held for more than seven (7) years will be converted to Class A shares of the same Fund pursuant to Stifel's policies and procedures

All other sales charge waivers and reductions described elsewhere in the fund's prospectus or SAI still apply.

## Where to Find More Information

### Annual and Semiannual Reports

Additional information about each fund's investments is available in the fund's annual and semiannual reports to shareholders. In each fund's annual report, you will find a discussion of the market conditions and investment strategies that significantly affected the fund's performance during its last fiscal year. This prospectus incorporates by reference the Report of Independent Registered Public Accounting Firm and the financial statements included in each fund's annual report to shareholders dated March 31, 2021.

### Statement of Additional Information (SAI)

The SAI contains a more detailed legal description of the funds' operations, investment restrictions, policies and practices. The SAI is incorporated by reference into this prospectus. This means that it is legally part of this prospectus, even if you don't request a copy.

You may obtain a free copy of the SAI, annual reports and semiannual reports, and you may ask questions about the funds or your accounts, online at [americancentury.com](http://americancentury.com), by contacting American Century Investments at the addresses or telephone numbers listed below or by contacting your financial intermediary.

### The Securities and Exchange Commission (SEC)

Reports and other information about the funds are available on the EDGAR database on the SEC's website at [sec.gov](http://sec.gov), and copies of this information may be obtained, after paying a duplicating fee, by electronic request at the following email address: [publicinfo@sec.gov](mailto:publicinfo@sec.gov).

*This prospectus shall not constitute an offer to sell securities of a fund in any state, territory, or other jurisdiction where the funds' shares have not been registered or qualified for sale, unless such registration or qualification is not required, or under any circumstances in which such offer or solicitation would be unlawful.*

#### American Century Investments

[americancentury.com](http://americancentury.com)

Retail Investors

P.O. Box 419200

Kansas City, Missouri 64141-6200

1-800-345-2021 or 816-531-5575

Financial Professionals

P.O. Box 419385

Kansas City, Missouri 64141-6385

1-800-345-6488